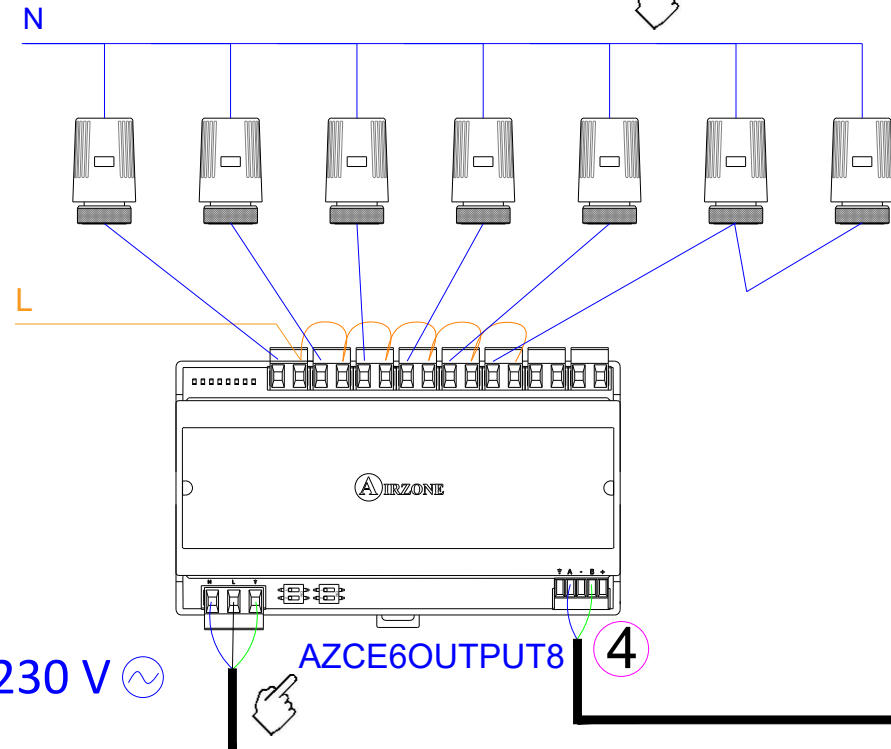
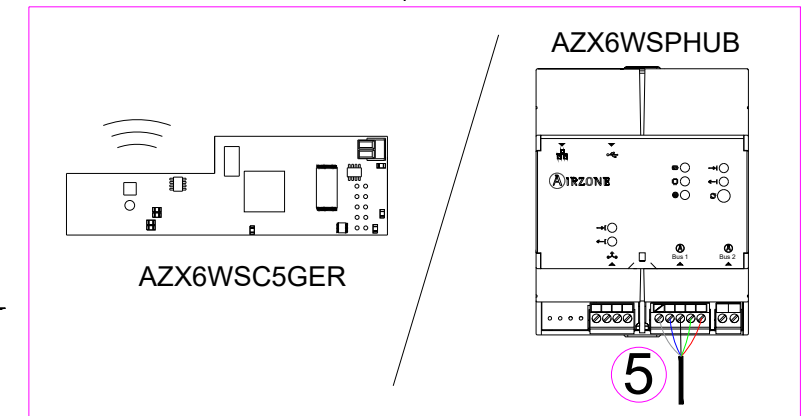


Termostato / Thermostat

AZCE6BLUEZEROC[X] AZCE6LITEC[X] AZCE6LITEC[X] AZCE6THINKR[X]

Webserver

AZX6AC1VALC



230 V ~

AZCE6OUTPUT8

230 V ~

AZCE8CB1MOT

AZX6GTC[XXX] / AZX6QADAPT[XXX]

RINTxxxBKMRE

CPRCxxxMTE

CPCCxxxMTE

1

2

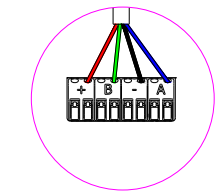
3

4

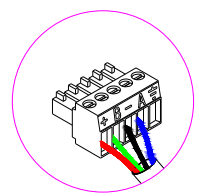
5

6

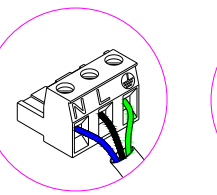
A Azul | Blue | Azul | Bleu | Blu  
 - Negro | Black | Negro | Noir | Nero  
 B Verde | Green | Verde | Vert | Verde  
 + Rojo | Red | Vermelho | Rouge | Rosso



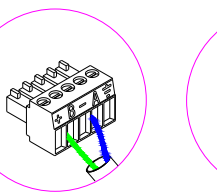
2 x 0.22 + 2 x 0.5 mm²



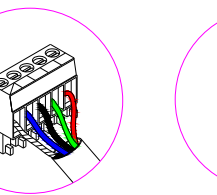
2 x 0.22 + 2 x 0.5 mm²



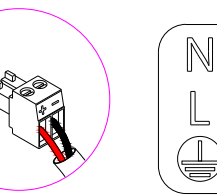
3 x 1.5 mm²



2 x 0.22 mm²



2 x 0.22 + 2 x 0.5 mm²

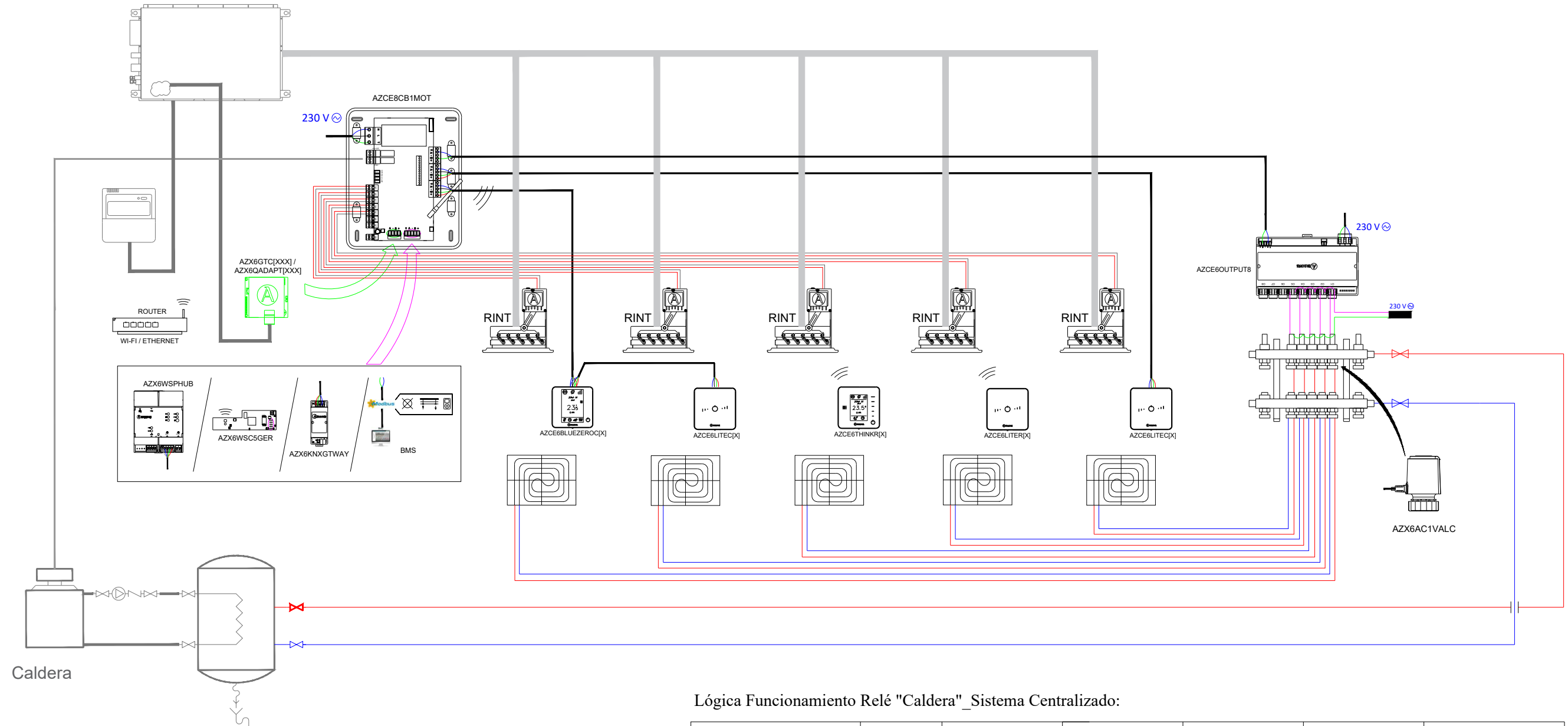


2 x 0.75 mm²

N Neutro | Neutral | Neutro | Neutre | Neutro  
 L Fase | Phase | Fase | Phase | Fase  
 Tierra | Ground | Terra | Terre | Terra



EQUIPO INVERTER DE CONDUCTOS ZONIFICADO CON ELEMENTO RADIANTE HASTA 8 ZONAS



Caldera

Lógica Funcionamiento Relé "Caldera" \_ Sistema Centralizado:

ESTADO / MODO	STOP	VENTILACIÓN	FRÍO (AIRE)	FRÍO (RADIANTE)	CALOR (AIRE)	CALOR (RADIANTE)
DEMANDA ON	CALD. OFF	CALD. OFF	CALD. OFF	CALD. OFF	CALD. OFF	CALD. ON
DEMANDA OFF	CALD. OFF	CALD. OFF	CALD. OFF	CALD. OFF	CALD. OFF	CALD. OFF

AZCE8CB1MOT	CENTRAL DE SISTEMA AIRZONE FLEXA 3.0
AZCE6BLUEZEROC[X]	TERMOSTATO BLUEFACE ZERO [COLOR] AIRZONE
AZCE6THINK[R][X]	TERMOSTATO [RADIO] THINK [COLOR] AIRZONE
AZCE6LITE[C/R][X]	TERMOSTATO [CABLE/RADIO] LITE [COLOR] AIRZONE
AZX6KNXGTWAY	PASARELA DE INTEGRACIÓN KNX-AIRZONE
AZX6WSPHUB	WEBSERVER HUB AIRZONE CLOUD DUAL
AZX6WSC5GER	WEBSERVER AIRZONE CLOUD WIFI DUAL
AZX6GTC[XXX] / AZX6QADAPT[XXX]	PASARELA CONTROLADOR AIRZONE [MARCA]
RINT[XXXXXX][X]KMRE	REJILLA INTELIGENTE TRIPLE AIRZONE [TAMAÑO] [COLOR]
AZCE6OUTPUT8	MÓDULO DE CONTROL DE ELEMENTOS RADIANTES AIRZONE
AZX6AC1VALC	CABEZAL TERMOSTÁTICO CABLEADO VALC AIRZONE



PLANO ESQUEMA DE INSTALACIÓN

PLANO 2/2

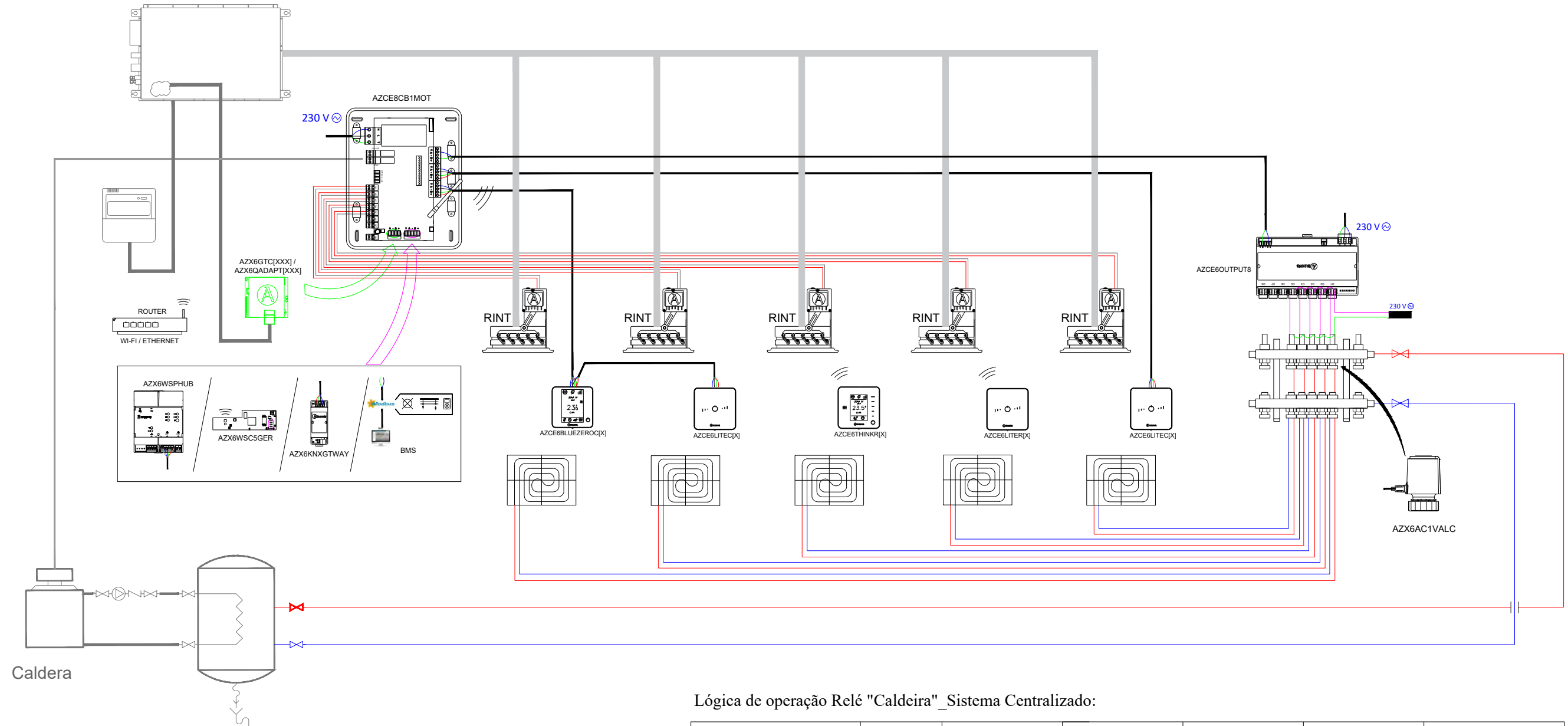
REALIZADOR : DEPARTAMENTO DE PROYECTOS ALTRA CORPORACIÓN

FECHA : 2023

TÍTULO : EQUIPO INVERTER DE CONDUCTOS ZONIFICADO CON ELEMENTO RADIANTE HASTA 8 ZONAS

CONTACTO: proyectos@airzonecontrol.com Teléfono: 900 400 445 www.airzonecontrol.com

UNIDADE INVERTER DE CONDUTAS ZONIFICADA COM ELEMENTO RADIANTE ATÉ 8 ZONAS



Caldera

AZCE8CB1MOT	CENTRAL DO SISTEMA AIRZONE FLEXA 3.0
AZCE6BLUEZEROC[X]	TERMOSTATO BLUEFACE ZERO [COR] AIRZONE
AZCE6THINK[R][X]	TERMOSTATO [RADIO] THINK [COR] AIRZONE
AZCE6LITE[C/R][X]	TERMOSTATO [CABO/RADIO] LITE [COR] AIRZONE
AZX6KNXGTWAY	GATEWAY DE INTEGRAÇÃO KNX-AIRZONE
AZX6WSPHUB	WEBSERVER HUB AIRZONE CLOUD DUAL
AZX6WSC5GER	WEBSERVER AIRZONE CLOUD WIFI DUAL
AZX6GTC[XXX] / AZX6QADAPT[XXX]	GATEWAY CONTROLADOR AIRZONE [MARCA]
RINT[XXXXXX][X]KMRE	GRELHA INTELIGENTE TRIPLA AIRZONE [TAMANHO] [COR]
AZCE6OUTPUT8	MÓDULO DE CONTROLO DE ELEMENTOS RADIANTES AIRZONE
AZX6AC1VALC	CABEÇA TERMOSTÁTICA POR CABO VALC AIRZONE

Lógica de operação Relé "Caldeira" \_ Sistema Centralizado:

ESTADO / MODO	STOP	VENTILAÇÃO	FRÍO (AR)	FRÍO (RADIANTE)	CALOR (AR)	CALOR (RADIANTE)
DEMANDA ON	CALD. OFF	CALD. OFF	CALD. OFF	CALD. OFF	CALD. OFF	CALD. ON
DEMANDA OFF	CALD. OFF	CALD. OFF	CALD. OFF	CALD. OFF	CALD. OFF	CALD. OFF



PLANO ESQUEMA DE INSTALAÇÃO

PLANO 2/2

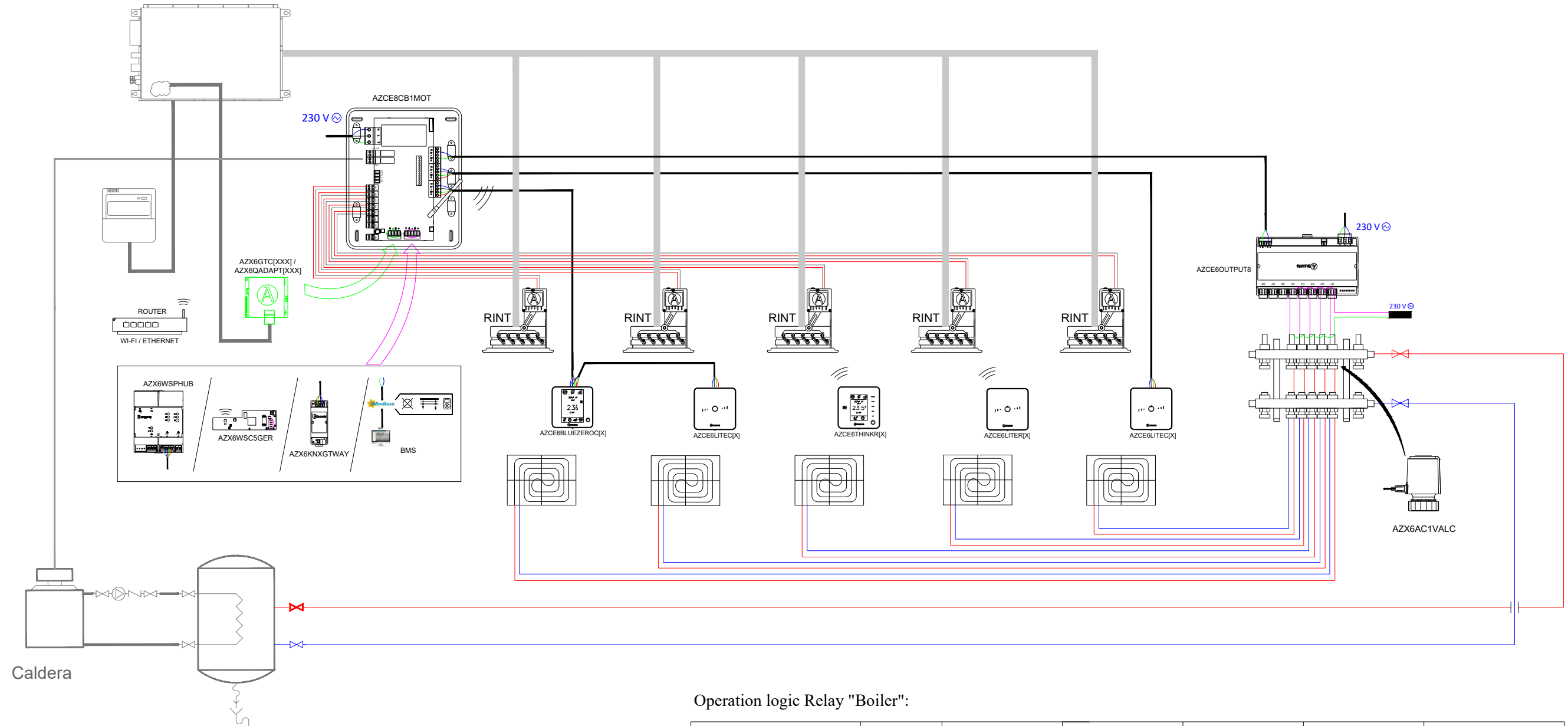
AUTOR : DEPARTAMENTO DE PROJETOS ALTRA CORPORACIÓN

DATA : 2023

TÍTULO : UNIDADE INVERTER DE CONDUTAS ZONIFICADA COM ELEMENTO RADIANTE ATÉ 8 ZONAS

CONTATO: info@airzone.pt Telefone: 800 500 858 www.airzone.pt

ZONED INVERTER UNIT WITH RADIANT HEATING-UP TO 8 ZONES



Caldera

AZCE8CB1MOT	AIRZONE FLEXA 3.0 MAIN CONTROL BOARD
AZCE6BLUEZEROC[X]	AIRZONE BLUEFACE ZERO [COLOUR] THERMOSTAT
AZCE6THINK[R][X]	AIRZONE THINK [COLOUR] THERMOSTAT [WIRELESS]
AZCE6LITE[C/R][X]	AIRZONE LITE [COLOUR] THERMOSTAT [WIRED/WIRELESS]
AZX6KNXGTWAY	KNX-AIRZONE INTEGRATION GATEWAY
AZX6WSPHUB	WEBSERVER HUB AIRZONE CLOUD DUAL
AZX6WSC5GER	WEBSERVER AIRZONE CLOUD WIFI DUAL
AZX6GTC[XXX] / AZX6QADAPT[XXX]	AIRZONE [MANUFACTURER] CONTROLLER GATEWAY
RINT[XXXXXX][X]KMRE	AIRZONE TRIPLE SMART GRILLE [SIZE] [COLOUR]
AZCE6OUTPUT8	AIRZONE CONTROL MODULE OF RADIANT ELEMENTS
AZX6AC1VALC	AIRZONE WIRED THERMOSTATIC VALVE ACTUATOR VALC

Operation logic Relay "Boiler":

STATE/MODE	STOP	VENTILATION	COOL (AIR)	COOL (RADIANT)	HEAT (AIR)	HEAT (RADIANT)
DEMAND ON	BOIL. OFF	BOIL. OFF	BOIL. OFF	BOIL. OFF	BOIL. OFF	BOIL. ON
DEMAND OFF	BOIL. OFF	BOIL. OFF	BOIL. OFF	BOIL. OFF	BOIL. OFF	BOIL. OFF



PLAN WIRING DIAGRAM

PLAN 2/2

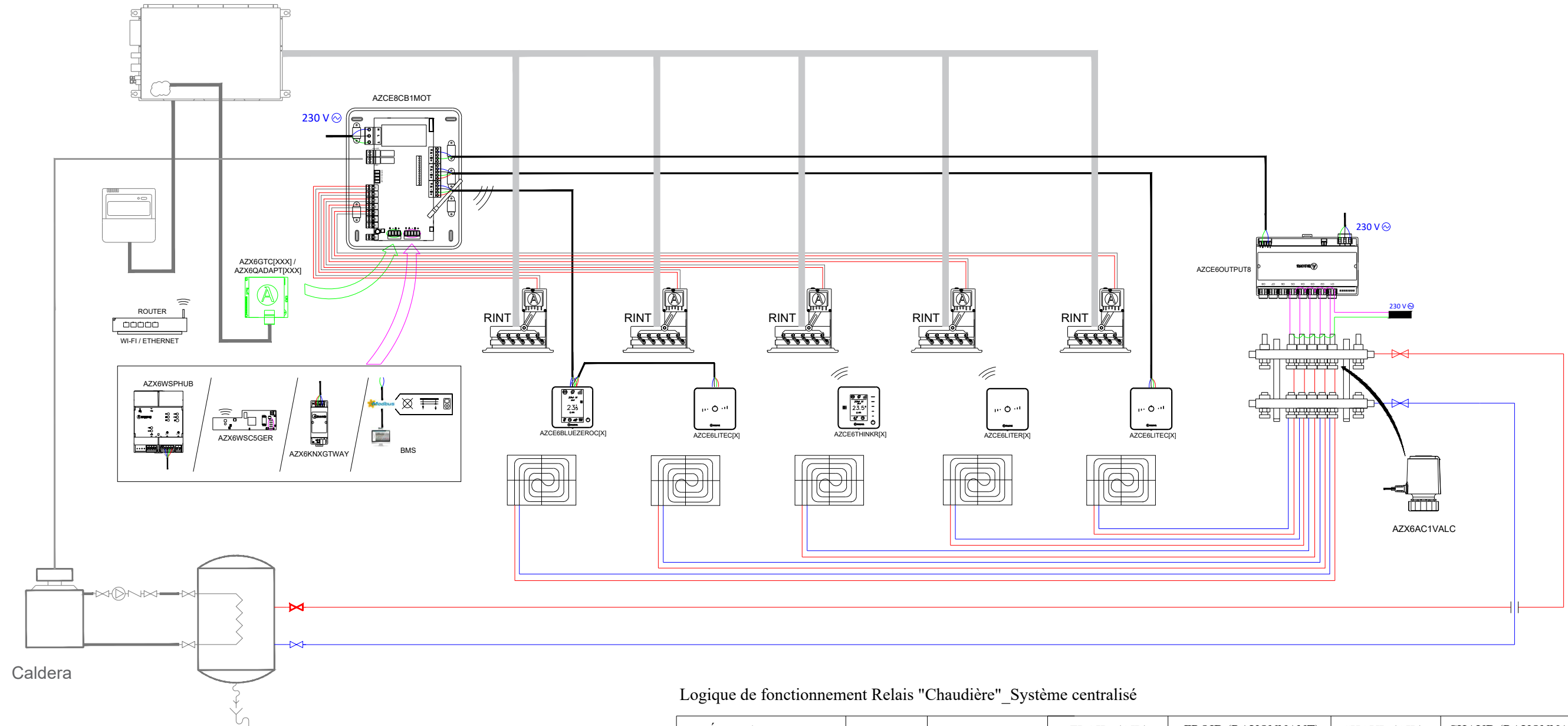
DEVELOPER : PROJECT DEPARTMENT AIRZONE

DATE : 2023

FILE : ZONED INVERTER UNIT WITH RADIANT HEATING-UP TO 8 ZONES

CONTACT: projects@airzonecontrol.com Teléfono: 900 400 445 www.airzonecontrol.com

## UNITÉ GAINABLE INVERTER AVEC RÉGULATION MULTIZONE ET CONTRÔLE D'ELEMENTS RAYONNANTS (CHAUD) JUSQU'À 8 ZONES (INNOBUS PRO 6)



Caldera

AZCE8CB1MOT	PLATINE CENTRALE AIRZONE DU SYSTÈME INNOBUS PRO6
AZCE6BLUEZEROC[X]	THERMOSTAT [COLEUR] AIRZONE BLUEFACE ZERO
AZCE6THINK[R][X]	THERMOSTAT [COLEUR] AIRZONE THINK [RADIO]
AZCE6LITE[C/R][X]	THERMOSTAT [COLEUR] AIRZONE LITE [FILAIRE/RADIO]
AZX6KNXGTWAY	PASSERELLE D'INTEGRATION KNX-AIRZONE
AZX6WSPHUB	WEBSERVER HUB AIRZONE CLOUD DUAL
AZX6WSC5GER	WEBSERVER AIRZONE CLOUD WIFI DUAL
AZX6GTC[XXX] / AZX6QADAPT[XXX]	PASSERELLE CONTROLEUR AIRZONE [MARQUE]
RINT[XXXXXX][X]KMRE	GRILLE INTELLIGENTE TRIPLE AIRZONE [TAILLE] [COLEUR]
AZCE6OUTPUT8	MODULE DE CONTRÔLE IBPRO6 AIRZONE D'ELEMENTS RAYONNANTS
AZX6AC1VALC	MOTEUR ÉLECTROTHERMIQUE FILAIRE AIRZONE VALC

Logique de fonctionnement Relais "Chaudière" \_Système centralisé

ÉTAT / MODE	STOP	VENTILATION	FROID (AIR)	FROID (RAYONNANT)	CHAUD (AIR)	CHAUD (RAYONNANT)
DEMANDE ON	CHAUD. OFF	CHAUD. OFF	CHAUD. OFF	CHAUD. OFF	CHAUD. OFF	CHAUD. ON
DEMANDE OFF	CHAUD. OFF	CHAUD. OFF	CHAUD. OFF	CHAUD. OFF	CHAUD. OFF	CHAUD. OFF



PLAN SCHEMA D'INSTALLATION

PLAN 2/2

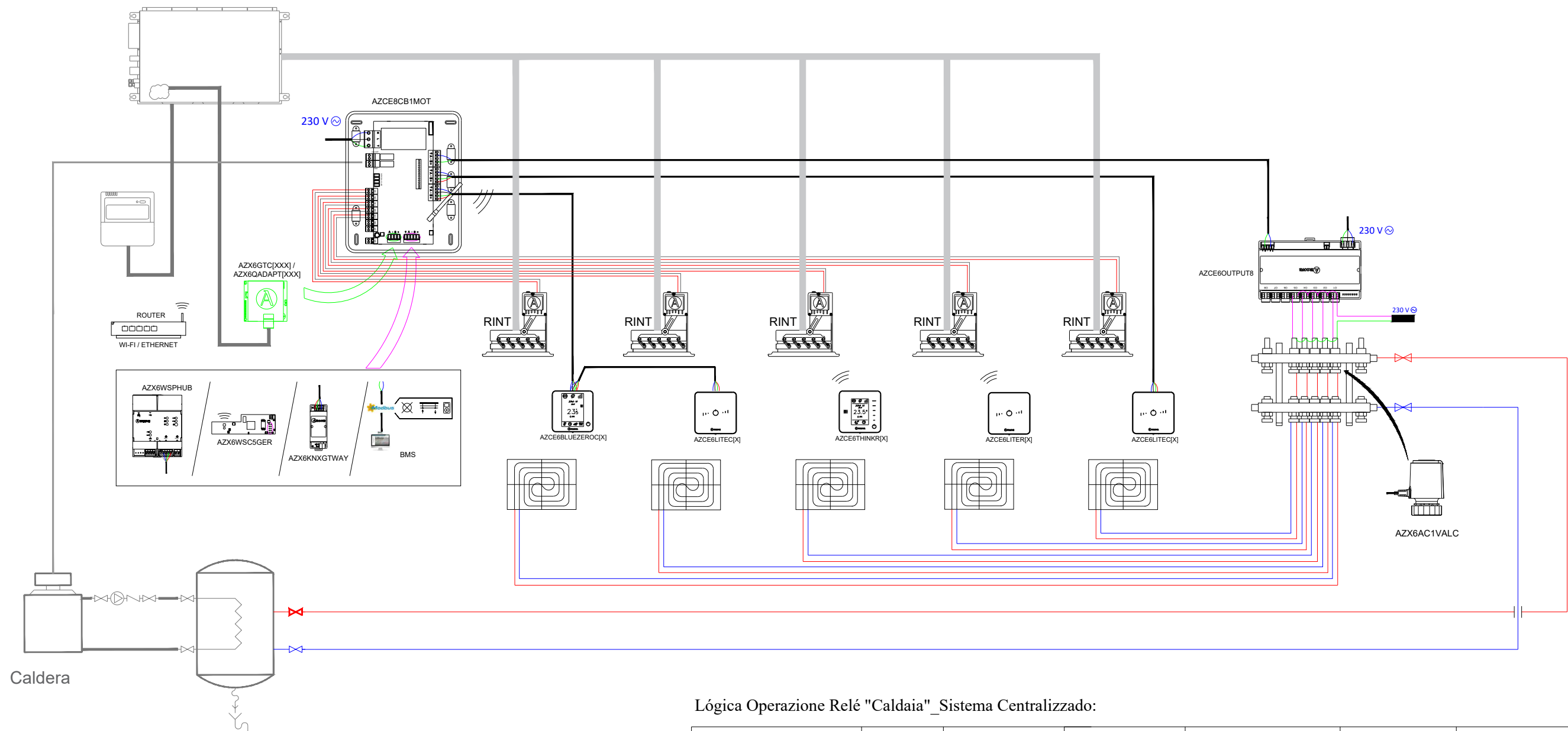
DESSINATEUR : DÉPARTEMENT PROJETS AIRZONE

DATE : 2023

TITRE : UNITÉ GAINABLE INVERTER AVEC RÉGULATION MULTIZONE ET CONTRÔLE D'ELEMENTS RAYONNANTS JUSQU'À 8 ZONES

CONTACT: projets@airzonefrance.fr Téléphone: 01 82 88 51 49 www.airzonecontrol.com

UNITÀ CANALIZZATA AD ESPANSIONE DIRETTA CON IMPIANTO RADIANTE FINO A 8 ZONE



Caldera

Lógica Operazione Relé "Caldaia" \_ Sistema Centralizzato:

STATO	STOP	VENTILAZIONE	FREDDO (AIRA)	FREDDO (RADIANTE)	CALDO (AIRE)	CALDO (RADIANTE)
DOMANDA ON	CALD. OFF	CALD. OFF	CALD. OFF	CALD. OFF	CALD. OFF	CALD. ON
DEMANDA OFF	CALD. OFF	CALD. OFF	CALD. OFF	CALD. OFF	CALD. OFF	CALD. OFF

AZCE6FLEXA3	SCHEDA CENTRALE AIRZONE FLEXA 3.0
AZCE6BLUEZEROC[X]	TERMOSTATO [COLORE] AIRZONE BLUEFACE ZERO
AZCE6THINK[R][X]	TERMOSTATO [RADIO] THINK [COLORE] AIRZONE
AZCE6LITE[C/R][X]	TERMOSTATO [CAVO/RADIO] LITE [COLORE] AIRZONE
AZX6KNXGTWAY	INTERFACCIA DI INTEGRAZIONE KNX-AIRZONE
AZX6WSPHUB	WEBSERVER HUB AIRZONE CLOUD DUAL
AZX6WSC5GER	WEBSERVER AIRZONE CLOUD WIFI DUAL
AZX6GTC[XXX] / AZX6QADAPT[XXX]	INTERFACCIA DI CONTROLLO AIRZONE [MARCHIO]
RINT[XXXXXX][X]KMRE	BOCCHETTA INTELLIGENTE TRIPLA AIRZONE [DIMENSIONE] [COLORE]
AZCE6OUTPUT8	SCHEDA CONTROLLO RISCALDAMENTO AIRZONE
AZX6AC1VALC	TESTINE ELETTROTHERMICHE CABLATA AIRZONE VALC



PIANO SCHEMA D'INSTALLAZIONE PIANO 2/2

DISEGNATO DA : UFFICIO PROGETTI ALTRA CORPORACIÓN

DATA : 2023

TITOLO : UNITÀ CANALIZZATA AD ESPANSIONE DIRETTA CON IMPIANTO RADIANTE FINO A 8 ZONE

CONTATTO: progetti@airzoneitalia.it Telefono: 02568 14756 www.airzoneitalia.it