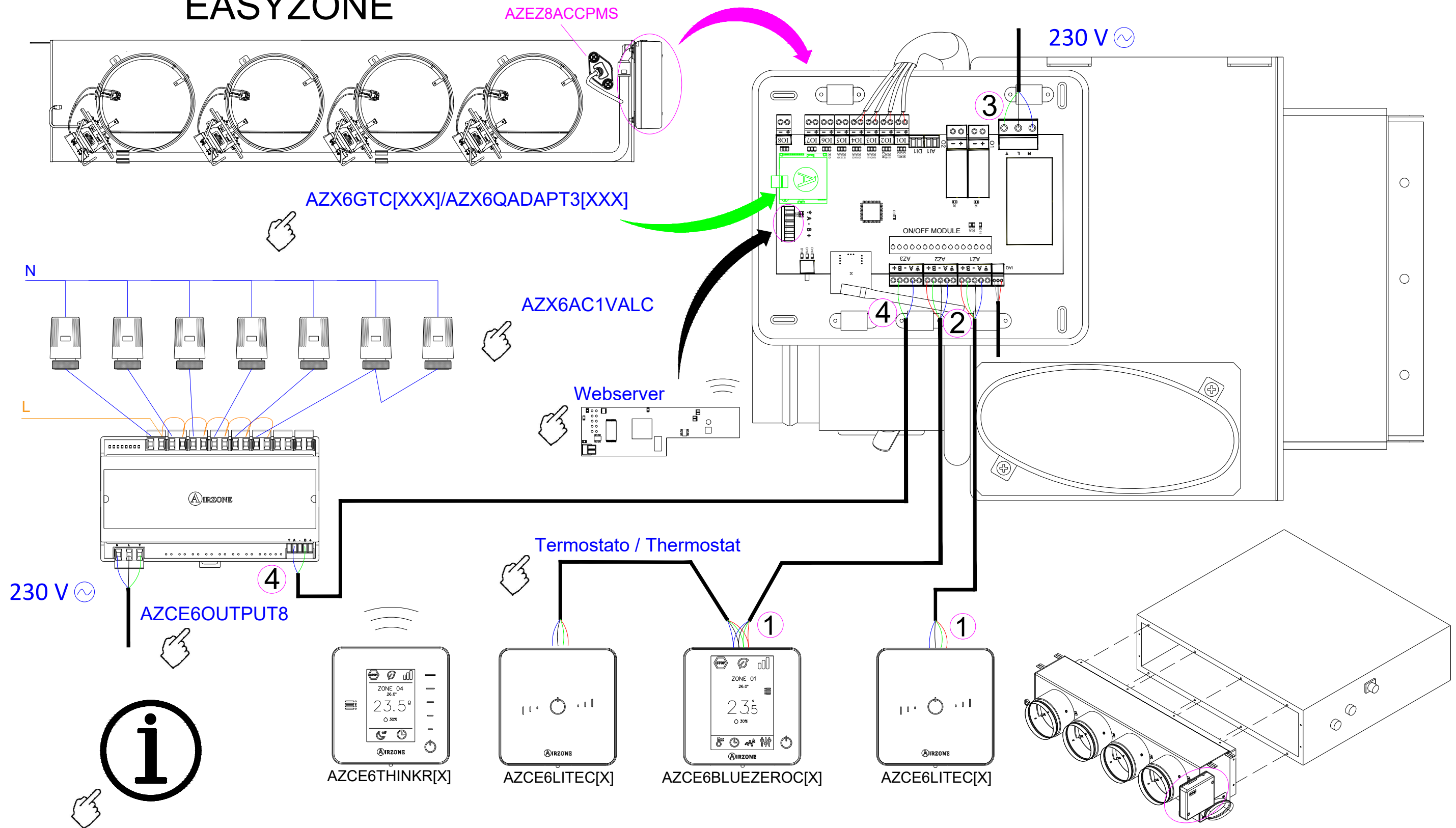
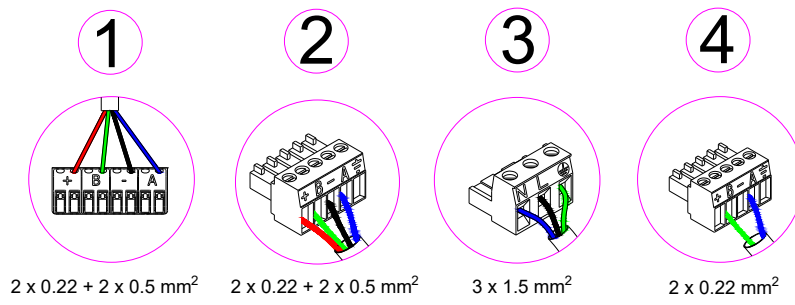


EASYZONE

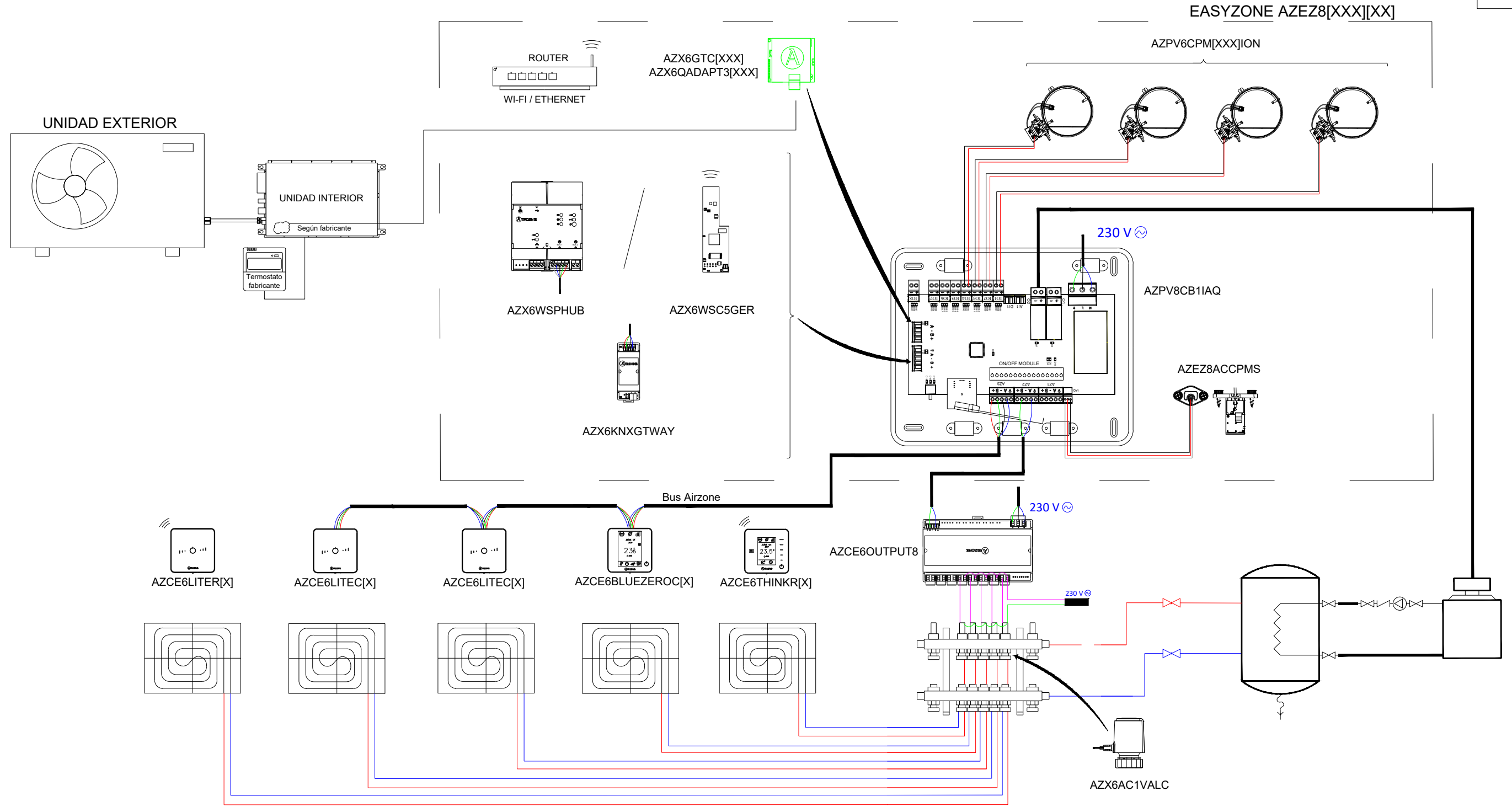


A Azul | Blue | Azul | Bleu | Blu
 = Negro | Black | Negro | Noir | Nero
B Verde | Green | Verde | Vert | Verde
 + Rojo | Red | Vermelho | Rouge | Rosso



N Neutro | Neutral | Neutro | Neutre | Neutro
L Fase | Phase | Fase | Phase | Fase
 Tierra | Ground | Terra | Terre | Terra

EQUIPO INVERTER DE CONDUCTOS ZONIFICADO PARA CONDUCTO FLEXIBLE
CON ELEMENTO RADIANTE HASTA 8 ZONAS



AZEZ8[XXX][XX][XX] [Gama][Talla][No. de puertas]	CENTRAL DE SISTEMA AIRZONE EASYZONE - 8 ZONAS
	SENSOR DE PARTÍCULAS AIRZONE
	COMPUERTA MOTORIZADA CON IONIZADOR [MEDIDAS] AIRZONE
	PASARELA DE COMUNICACIONES AIRZONE [MARCA]
AZCE6BLUEZEROC[X]	TERMOSTATO BLUEFACE ZERO [COLOR] AIRZONE
AZCE6THINK[R][X]	TERMOSTATO [RADIO] THINK [COLOR] AIRZONE
AZCE6LITE[C/R][X]	TERMOSTATO [CABLE/RADIO] LITE [COLOR] AIRZONE
AZX6WSPHUB	WEBSERVER HUB AIRZONE CLOUD DUAL
AZX6KNXGTWAY	PASARELA DE INTEGRACIÓN KNX-AIRZONE
AZCE6OUTPUT8	MÓDULO DE CONTROL DE ELEMENTOS RADIANTES AIRZONE
AZX6AC1VALC	CABEZAL TERMOSTÁTICO CABLE AIRZONE

Lógica Funcionamiento Relé "Caldera" _Sistema Centralizado:

ESTADO / MODO	STOP	VENTILACIÓN	FRÍO (AIRE)	CALOR (AIRE)	CALOR (RADIANTE)
DEMANDA ON	CALD. OFF	CALD. OFF	CALD. OFF	CALD. OFF	CALD. ON
DEMANDA OFF	CALD. OFF	CALD. OFF	CALD. OFF	CALD. OFF	CALD. OFF



PLANO ESQUEMA DE INSTALACIÓN

PLANO 2/2

REALIZADOR : DEPARTAMENTO DE PROYECTOS ALTRA CORPORACIÓN

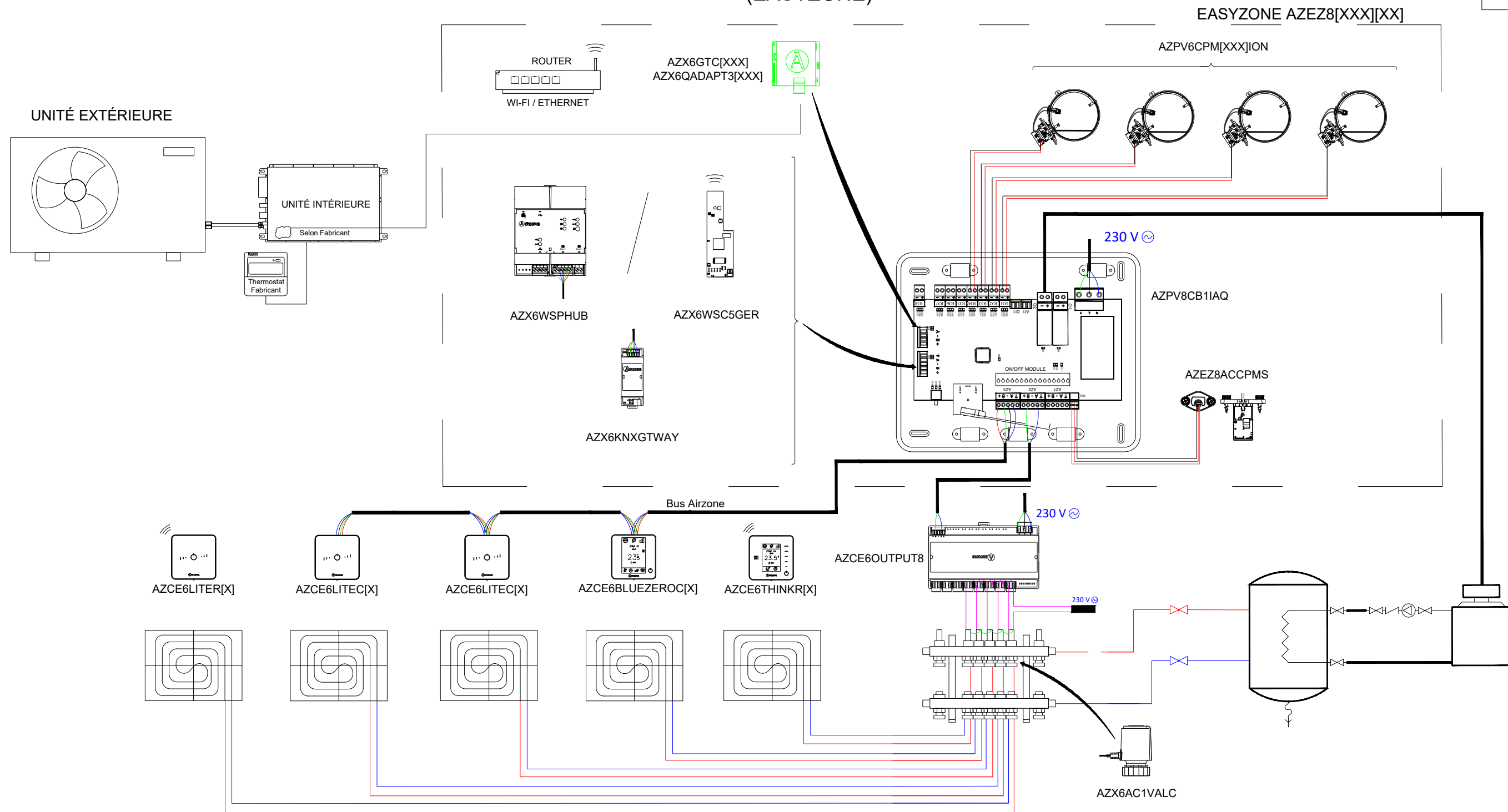
FECHA : 2023

TÍTULO : EQUIPO INVERTER DE CONDUCTOS ZONIFICADO PARA CONDUCTO FLEXIBLE CON ELEMENTO RADIANTE HASTA 8 ZONAS

CONTACTO: proyectos@airzonecontrol.com Teléfono: 900 400 445 www.airzonecontrol.com

UNITÉ GAINABLE INVERTER AVEC PLENUM MOTORISÉ ET CONTRÔLE D'ELEMENTS RAYONNANTS (CHAUD) JUSQU'À 8 ZONES (EASYZONE)

FR



AZE8[XXX][XX][XX] [Gamme][Talle][Nb. de registres motorisés]	PLATINE CENTRALE AIRZONE INNOBUS PRO 8 - 8 ZONES
	SONDE MESURE DE PARTICULES AIRZONE
	REGISTRE MOTORISÉ CIRCULAIRE AVEC IONISEUR [Ø] AIRZONE
	PASSERELLE DE COMMUNICATION AIRZONE [MARQUE]
AZCE6BLUEZEROC[X]	THERMOSTAT BLUEFACE ZERO FILAIRE [COULEUR] AIRZONE
AZCE6THINK[R][X]	THERMOSTAT THINK [RADIO] [COULEUR] AIRZONE
AZCE6LITE[C/R][X]	THERMOSTAT LITE [FILAIRE/RADIO] [COULEUR] AIRZONE
AZX6WSPHUB	WEBSERVER HUB AIRZONE CLOUD DUAL
AZX6KNXGTWAY	PASSERELLE D'INTÉGRATION KNX-AIRZONE
AZCE6OUTPUT8	MODULE DE CONTRÔLE D'ÉLEMENTS RAYONNANTS AIRZONE
AZX6AC1VALC	MOTEUR ÉLECTROTHERMIQUE FILAIRE AIRZONE 110/230V

Logique de fonctionnement Relais "Chaudière" _Système centralisé

ÉTAT / MODE	STOP	VENTILATION	FROID (AIR)	CHAUD (AIR)	CHAUD (RAYONNANT)
DEMANDE ON	CHAUD. OFF	CHAUD. OFF	CHAUD. OFF	CHAUD. OFF	CHAUD. ON
DEMANDE OFF	CHAUD. OFF	CHAUD. OFF	CHAUD. OFF	CHAUD. OFF	CHAUD. OFF



PLAN SCHEMA D'INSTALLATION

PLAN 2/2

DESSINATEUR : DÉPARTEMENT PROJETS AIRZONE

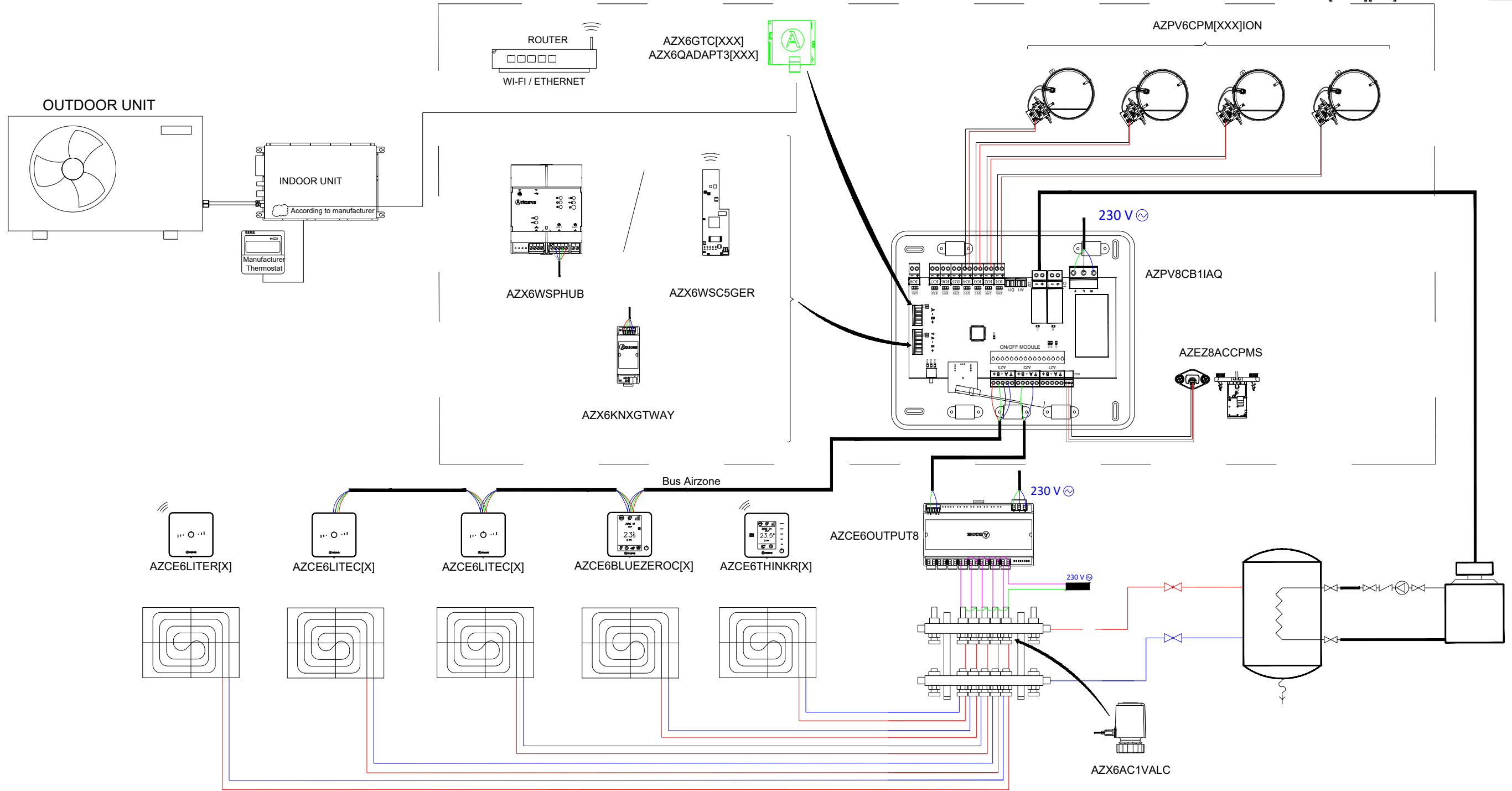
DATE : 2023

TITRE : UNITÉ GAINABLE INVERTER AVEC PLENUM MOTORISÉ ET CONTRÔLE D'ELEMENTS RAYONNANTS JUSQU'À 8 ZONES

CONTACT: Mail : projets@airzonefrance.fr Téléphone : 01 82 88 51 19 Page web : www.airzonecontrol.com

ZONED INVERTER UNIT FOR FLEXIBLE DUCT WITH RADIANT HEATING-UP TO 8 ZONES

EASYZONE AZEZ8[XXX][XX]



AZEZ8[XXX][XX][XX] [Range][Size][Number of dumper]	AIRZONE EASYZONE MAIN CONTROL BOARD - 8 ZONES
	AIRZONE PARTICLE SENSOR
	AIRZONE MOTORIZED DUCT DUMPER [SIZE]
	AIRZONE [MANUFACTURER] COMMUNICATION GATEWAY
AZCE6BLUEZEROC[X]	AIRZONE BLUEFACE ZERO [COLOUR] THERMOSTAT
AZCE6THINK[R][X]	AIRZONE THINK [WIRELESS] THERMOSTAT
AZCE6LITE[C/R][X]	AIRZONE LITE [WIRED/WIRELESS] THERMOSTAT
AZX6WSPHUB	AIRZONE WEBSERVER HUB CLOUD DUAL
AZX6KNXGTWAY	KNX AIRZONE INTEGRATION GATEWAY
AZCE6OUTPUT8	AIRZONE CONTROL MODULE OF RADIANT ELEMENTS
AZX6AC1VALC	AIRZONE WIRED THERMOSTATIC VALVE ACTUATOR

Operation logic Relay "Boiler":

STATE/MODE	STOP	VENTILATION	COOL (AIR)	HEAT (AIR)	HEAT (RADIANT)
DEMAND ON	BOIL. OFF	BOIL. OFF	BOIL. OFF	BOIL. OFF	BOIL. ON
DEMAND OFF	BOIL. OFF	BOIL. OFF	BOIL. OFF	BOIL. OFF	BOIL. OFF



PLAN WIRING DIAGRAM

PLAN 2/2

DEVELOPER: PROJECT DEPARTMENT AIRZONE

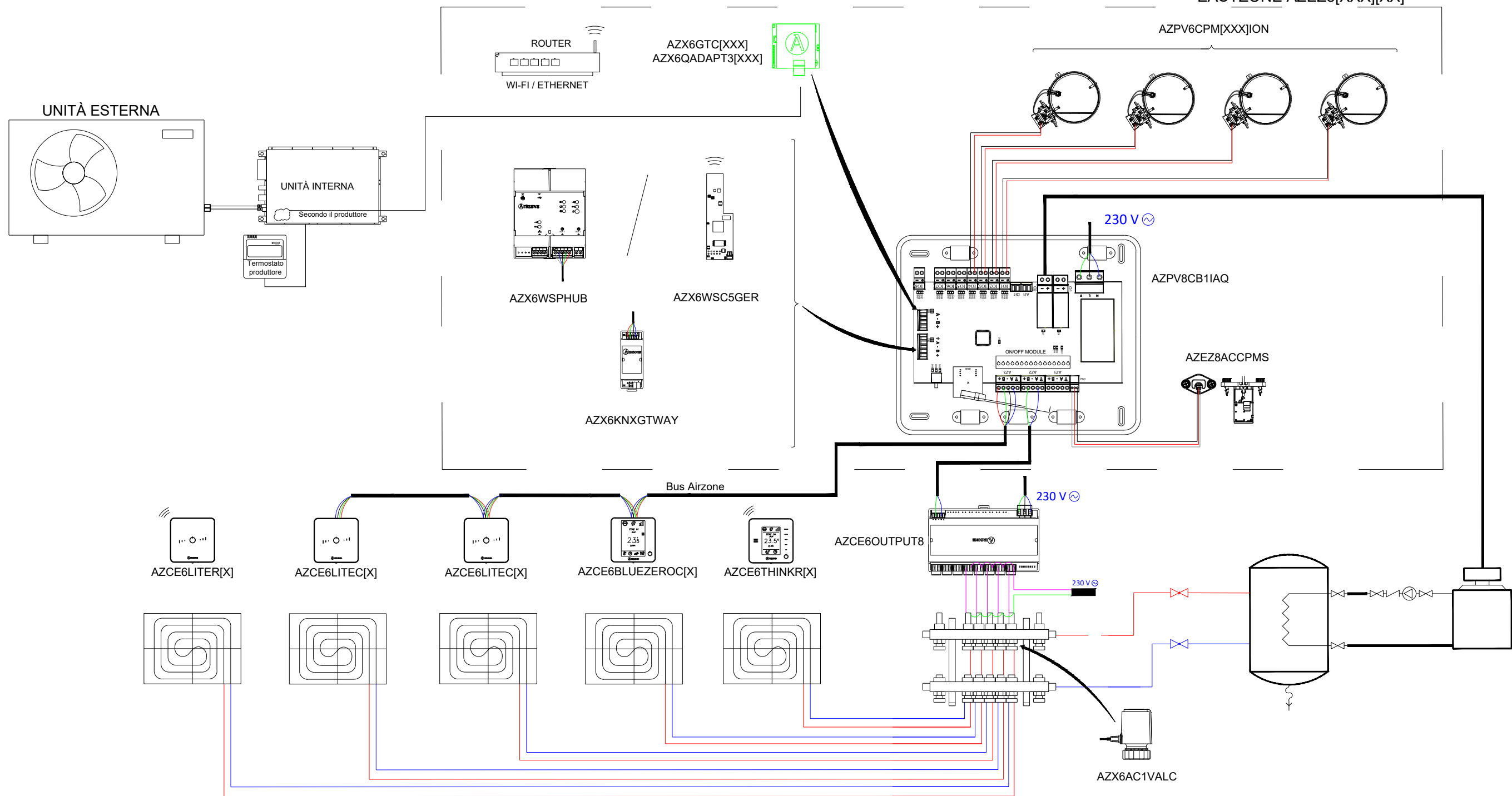
DATE: 2023

FILE: ZONED INVERTER UNIT FOR FLEXIBLE DUCT WITH RADIANT HEATING-UP TO 8 ZONES

CONTACT: projects@airzonecontrol.com Phone: 900 400 445 www.airzonecontrol.com

UNITÀ CANALIZZATA AD ESPANSIONE DIRETTA CON PLENUM MOTORIZZATO CON IMPIANTO RADIANTE FINO A 8 ZONE

EASYZONE AZEZ8[XXX][XX]



AZEZ8[XXX][XX][XX] [Gamma][Taglia][No. di serrande]	SCHEDA CENTRALE EASYZONE - 8 ZONE
	SENSORE DI PARTICELLE AIRZONE
	SERRANDA MOTORIZZATA CON IONIZZATORE [TAGLIA] AIRZONE
	INTERFACCIA DI COMUNICAZIONE AIRZONE [MARCHIO]
AZCE6BLUEZEROC[X]	TERMOSTATO BLUEFACE ZERO [COLORE] AIRZONE
AZCE6THINK[R][X]	TERMOSTATO THINK [RADIO] [COLORE] AIRZONE
AZCE6LITE[C/R][X]	TERMOSTATO LITE [CAVO/RADIO] [COLORE] AIRZONE
AZX6WSPHUB	WEBSERVER HUB AIRZONE CLOUD DUAL
AZX6KNXGTWAY	INTERFACCIA D'INTEGRAZIONE KNX-AIRZONE
AZCE6OUTPUT8	SCHEDA CONTROLLO RISCALDAMENTO AIRZONE
AZX6AC1VALC	TESTINA ELETTROTERMICA CABLATA AIRZONE

Logica Operazione Relè "Caldaia" _ Sistema Centralizzato:

STATO / MODO	STOP	VENTILAZIONE	FREDDO (ARIA)	CALDO (ARIA)	CALDO (RADIANTE)
DOMANDA ON	CALD. OFF	CALD. OFF	CALD. OFF	CALD. OFF	CALD. ON
DOMANDA OFF	CALD. OFF	CALD. OFF	CALD. OFF	CALD. OFF	CALD. OFF



PIANO SCHEMA D'INSTALLAZIONE

PIANO 2/2

DISEGNATO DA : UFFICIO PROGETTI ALTRA CORPORACIÓN

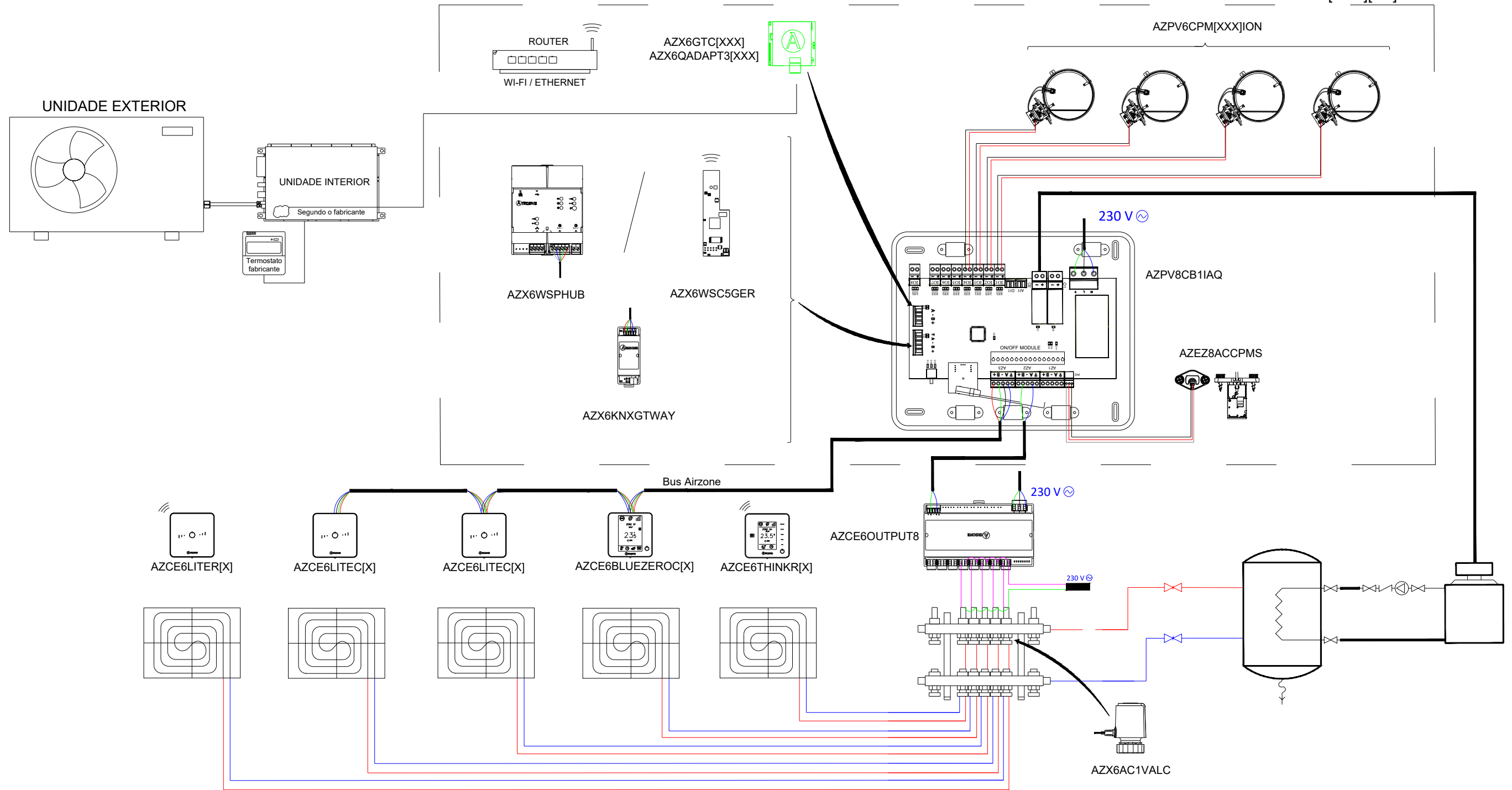
DATA : 2023

TITOLO : CANALIZZATA AD ESPANSIONE DIRETTA CON PLENUM MOTORIZZATO CON IMPIANTO RADIANTE FINO A 8 ZONE

CONTATTO: progetti@airzoneitalia.it Telefono: 02568 14756 www.airzoneitalia.it

UNIDADE INVERTER DE CONDUTAS ZONIFICADA PARA CONDUTA FLEXÍVEL COM ELEMENTO RADIANTE ATÉ 8 ZONAS

EASYZONE AZEZ8[XXX][XX]



AZEZ8[XXX][XX][XX] [Gama][Tamanho][No. de registos]	CENTRAL DO SISTEMA AIRZONE EASYZONE - 8 ZONAS
	SENSOR DE PARTÍCULAS AIRZONE
	REGISTO MOTORIZADO COM IONIZADOR [MEDIDAS] AIRZONE
	GATEWAY DE COMUNICAÇÃO AIRZONE [MARCA]
AZCE6BLUEZEROC[X]	TERMOSTATO BLUEFACE ZERO [COR] AIRZONE
AZCE6THINK[R][X]	TERMOSTATO [RADIO] THINK [COR] AIRZONE
AZCE6LITE[C/R][X]	TERMOSTATO [CABO/RADIO] LITE [COR] AIRZONE
AZX6WSPHUB	WEBSERVER HUB AIRZONE CLOUD DUAL
AZX6KNXGTWAY	GATEWAY DE INTEGRAÇÃO KNX-AIRZONE
AZCE6OUTPUT8	MÓDULO DE CONTROLO DE ELEMENTOS RADIANTES AIRZONE
AZX6AC1VALC	CABEÇA TERMOSTÁTICA POR CABO AIRZONE

Lógica de funcionamento Relé "Caldeira" _Sistema Centralizado:

ESTADO / MODO	STOP	VENTILAÇÃO	FRÍO (AR)	CALOR (AR)	CALOR (RADIANTE)
DEMANDA ON	CALD. OFF	CALD. OFF	CALD. OFF	CALD. OFF	CALD. ON
DEMANDA OFF	CALD. OFF	CALD. OFF	CALD. OFF	CALD. OFF	CALD. OFF



PLANO ESQUEMA DE INSTALAÇÃO

PLANO 2/2

AUTOR : DEPARTAMENTO DE PROJETOS ALTRA CORPORACIÓN

DATA : 2023

TÍTULO : UNIDADE INVERTER DE CONDUTAS ZONIFICADA PARA CONDUTA FLEXÍVEL COM ELEMENTO RADIANTE ATÉ 8 ZONAS

CONTATO: info@airzone.pt Telefone: 800 500 858 www.airzone.pt