

- 1**

2 x 0.22 + 2 x 0.5 mm²
- 2**

2 x 0.22 + 2 x 0.5 mm²
- 3**

3 x 1.5 mm²
- 4**

2 x 0.22 mm²
- 5**

2 x 0.22 + 2 x 0.5 mm²
- 6**

2 x 0.75 mm²
- 7**

2 x 0.22 mm²
- 8**

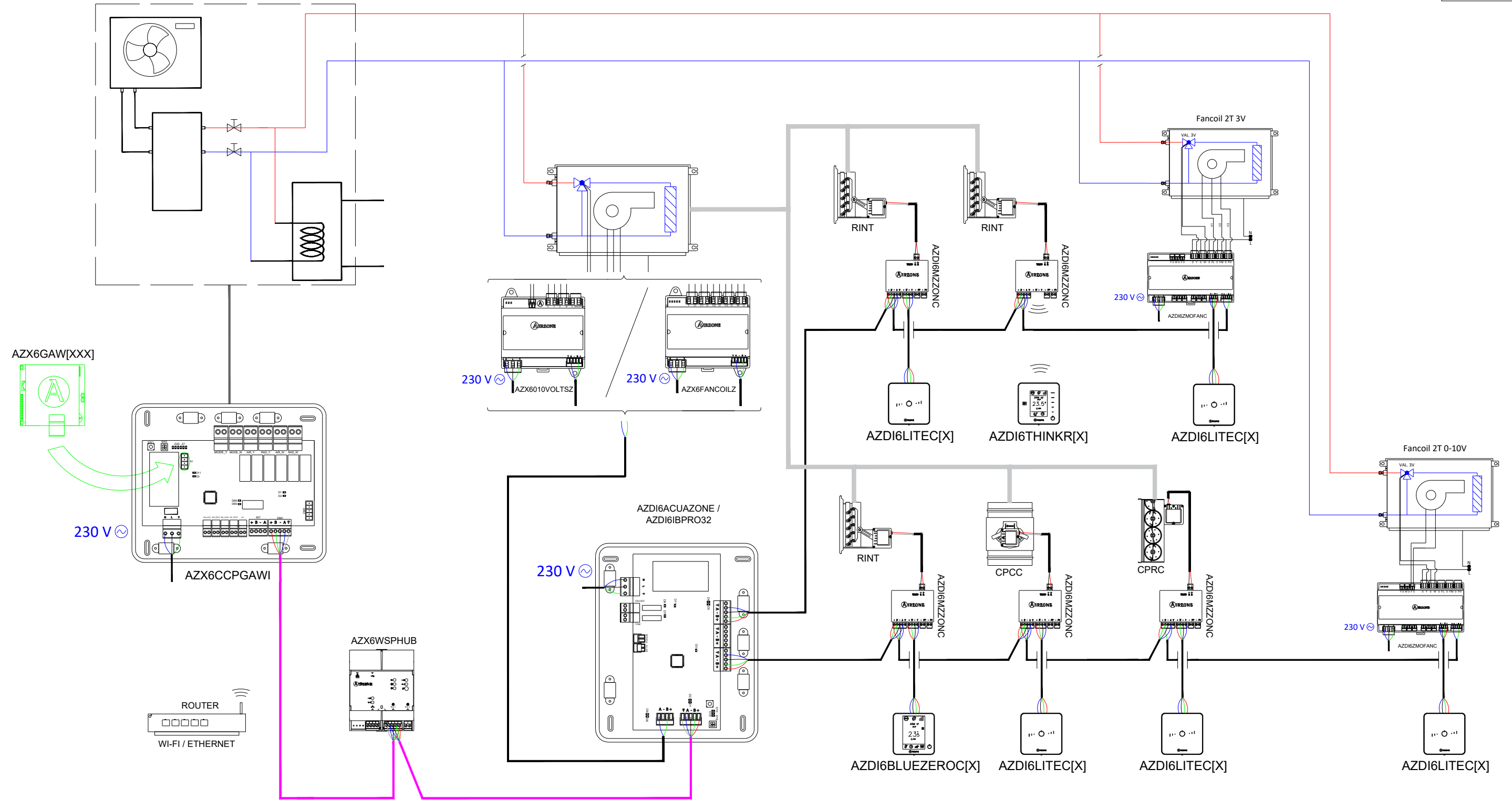
2 x 0.22 + 2 x 0.5 mm²

A Azul Blue Azul Bleu Blu	N Neutro Neutral Neutro Neutre Neutro
- Negro Black Negro Noir Nero	L Fase Phase Fase Phase Fase
B Verde Green Verde Vert Verde	⊕ Tierra Ground Terra Terre Terra
+ Rojo Red Vermelho Rouge Rosso	



EQUIPO DE AEROTERMIA CON FANCOIL ZONIFICADO Y FANCOIL INDIVIDUAL HASTA 32 ZONAS

ES



AZD16ACUAZONE	CENTRAL DE SISTEMA AIRZONE ACUAZONE
AZD16BLUEZEROC[X]	TERMOSTATO BLUEFACE ZERO [COLOR] AIRZONE
AZD16THINK[R][X]	TERMOSTATO [RADIO] THINK [COLOR] AIRZONE
AZD16LITE[C/R][X]	TERMOSTATO [CABLE/RADIO] LITE [COLOR] AIRZONE
AZX6FANCOILZ	PASARELA DE CONTROL AIRZONE-FANCOIL 3 VELOCIDADES
AZD16MZZON[C/R]	MÓDULO DE ZONA MOTOR [CABLE/RADIO] AIRZONE
AZD16ZMOFANC	MÓDULO ZONA CABLE AIRZONE UNIDAD FANCOIL INDIVIDUAL
AZX6CCPGAWI	CENTRAL DE CONTROL DE PRODUCCIÓN HIDRÓNICA AIRZONE
AZX6WSPHUB	WEBSERVER HUB AIRZONE CLOUD DUAL



PLANO ESQUEMA DE INSTALACIÓN

PLANO 2/2

REALIZADOR : DEPARTAMENTO DE PROYECTOS ALTRA CORPORACIÓN

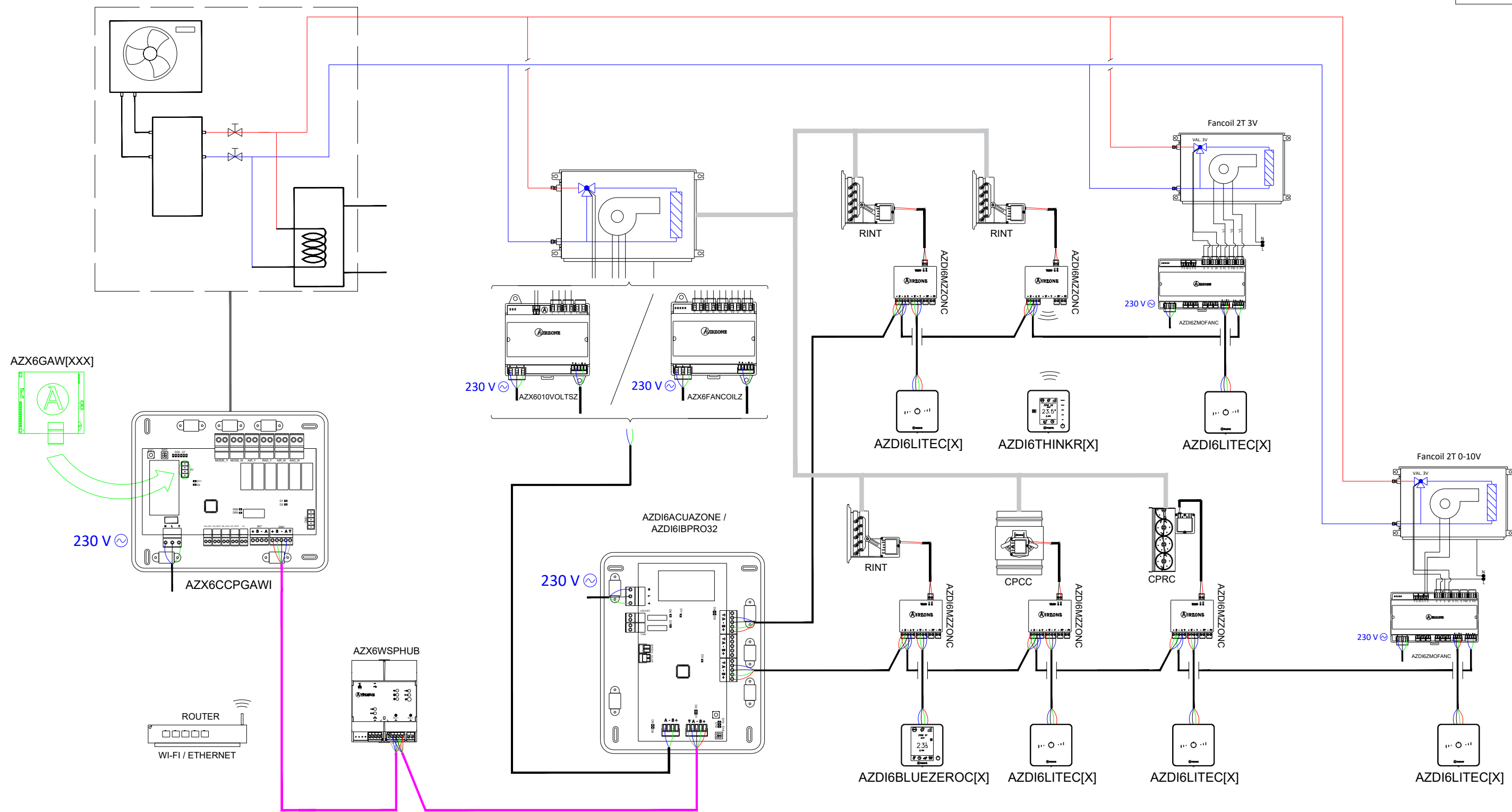
FECHA : 2023

TÍTULO : EQUIPO DE AEROTERMIA CON FANCOIL ZONIFICADO Y FANCOIL INDIVIDUAL HASTA 8 ZONAS

CONTACTO: proyectos@airzonecontrol.com Teléfono: 900 400 445 www.airzonecontrol.com

UNIDADE DE AEROTERMIA COM FANCOIL ZONIFICADO E FANCOIL INDIVIDUAL ATÉ 32 ZONAS

PT



AZDI6ACUAZONE	CENTRAL DO SISTEMA AIRZONE ACUAZONE
AZDI6BLUEZEROC[X]	TERMOSTATO BLUEFACE ZERO [COR] AIRZONE
AZDI6THINK[R][X]	TERMOSTATO [RADIO] THINK [COR] AIRZONE
AZDI6LITE[C/R][X]	TERMOSTATO [CABO/RADIO] LITE [COR] AIRZONE
AZDI6MZZON[C/R]	MÓDULO DE ZONA MOTOR [CABO/RADIO] AIRZONE
AZX6CCPGAWI	CENTRAL DE CONTROLO DE PRODUÇÃO HIDRÔNICA AIRZONE
AZX6WSPHUB	WEBSERVER HUB AIRZONE CLOUD DUAL
AZX6FANCOILZ	GATEWAY DE CONTROLO AIRZONE-FANCOIL 3 VELOCIDADES
AZDI6ZMOFANC	MÓDULO ZONA CABO AIRZONE UD. FANCOIL INDIVIDUAL



PLANO ESQUEMA DE INSTALAÇÃO

PLANO 2/2

AUTOR : DEPARTAMENTO DE PROJETOS ALTRA CORPORACIÓN

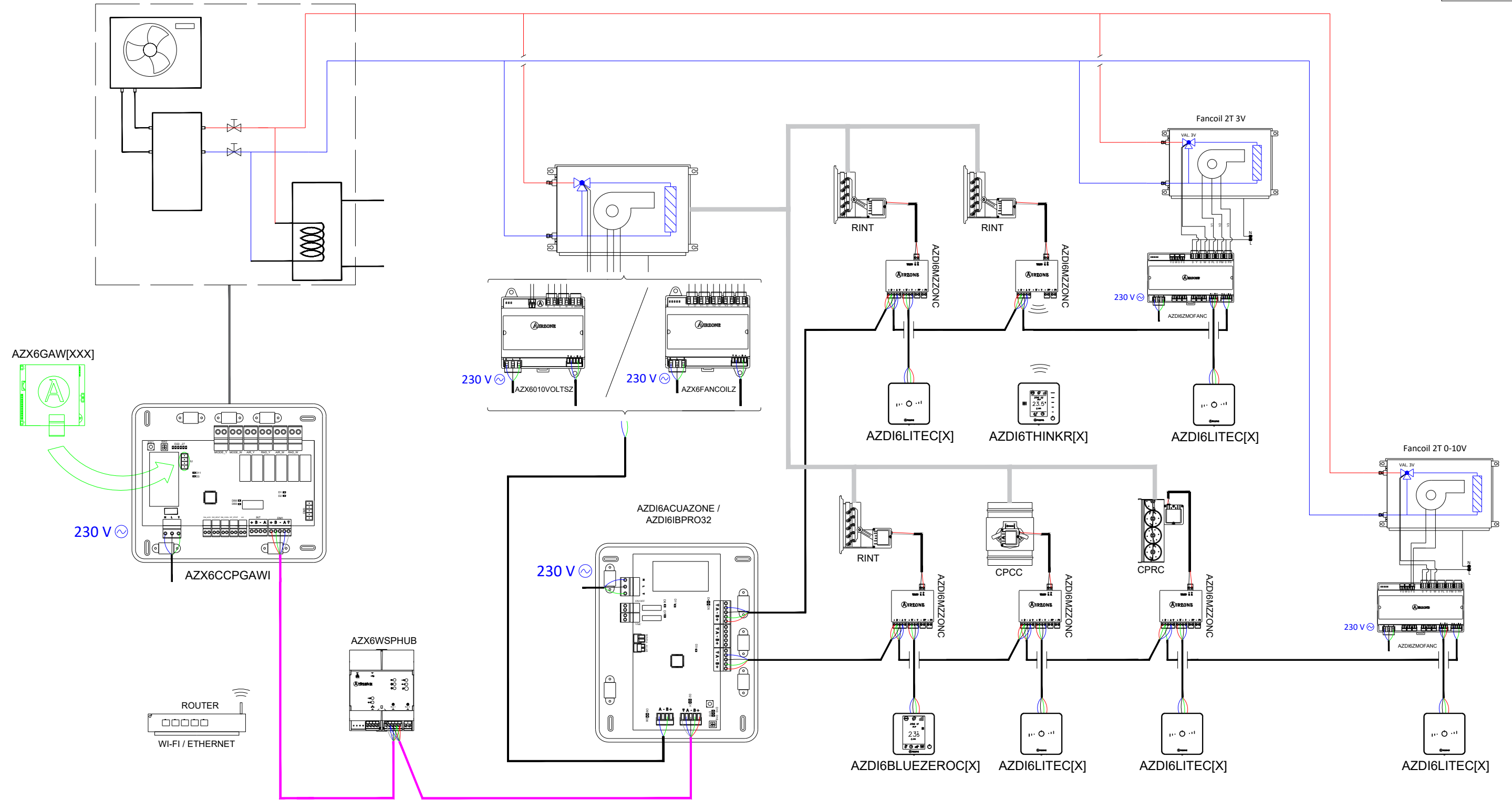
DATA : 2023

TÍTULO : UNIDADE DE AEROTERMIA COM FANCOIL ZONIFICADO E FANCOIL INDIVIDUAL ATÉ 32 ZONAS

CONTATO: info@airzone.pt Telefone: 800 500 858 www.airzone.pt

AIR-WATER HEAT PUMP WITH ZONED AND INDIVIDUAL FAN COIL-UP TO 32 ZONES

EN



AZD16ACUAZONE	AIRZONE ACUAZONE MAIN CONTROL BOARD
AZD16BLUEZEROC[X]	AIRZONE BLUEFACEZERO [COLOUR] THERMOSTAT
AZD16THINK[R][X]	AIRZONE THINK [COLOUR] THERMOSTAT [WIRELESS]
AZD16LITE[C][R][X]	AIRZONE LITE [COLOUR] THERMOSTAT [WIRED/WIRELESS]
AZD16MZZON[C/R]	AIRZONE ACTUATOR ZONE MODULE [WIRED/WIRELESS]
AZX6CCPGAWI	AIRZONE HYDRONIC PRODUCTION CONTROL BOARD
AZX6WSPHUB	WEBSERVER HUB AIRZONE CLOUD DUAL
AZX6FANCOILZ	AIRZONE CONTROL GATEWAY-3 SPEEDS FAN COIL
AZD16ZMOFANC	AIRZONE FAN COIL INDIVIDUAL UNIT ZONE MODULE WIRED



PLAN WIRING DIAGRAM

PLAN 2/2

DEVELOPER : PROJECT DEPARTMENT AIRZONE

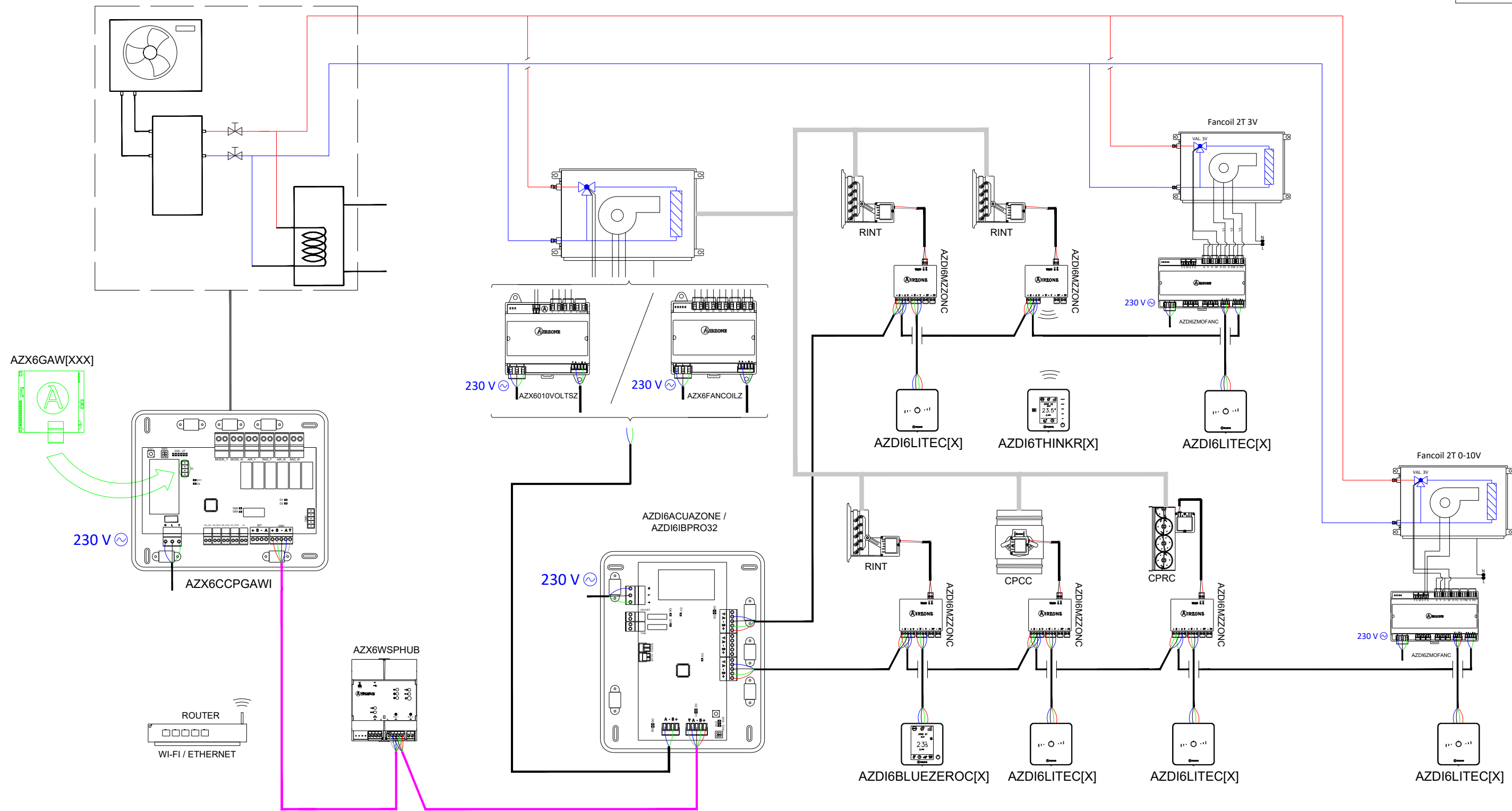
DATE : 2023

FILE : AIR-WATER HEAT PUMP WITH ZONED AND INDIVIDUAL FAN COIL-UP TO 32 ZONES

CONTACT: projects@airzonecontrol.com Teléfono: 900 400 445 www.airzonecontrol.com

VENTILO-CONVECTEUR AVEC RÉGULATION MULTIZONE ET VENTILO-CONVECTEURS INDIVIDUELS JUSQU'À 32 ZONES (INNOBUS PRO 32)

FR



AZD16IBPRO32	PLATINE CENTRALE AIRZONE DU SYSTÈME INNOBUS PRO32
AZD16BLUEZEROC[X]	THERMOSTAT [COLEUR] AIRZONE BLUEFACE ZERO
AZD16THINK[R][X]	THERMOSTAT [COLEUR] AIRZONE THINK [RADIO]
AZD16LITE[C/R][X]	THERMOSTAT [COLEUR] AIRZONE LITE [FILAIRE/RADIO]
AZD16MZZON[C/R]	MODULE LOCAL AIRZONE [FILAIRE/RADIO]
AZX6CCPGAWI	CENTRALE DE CONTRÔLE DE PRODUCTION HYDRAULIQUE AIRZONE
AZX6WSPHUB	WEBSERVER HUB AIRZONE CLOUD DUAL
AZX6FANCOILZ	PASSERELLE DE CONTRÔLE AIRZONE VENTILO-CONVECTEUR 3 VITESSES
AZD16ZMOFANC	MODULE LOCALE FILAIRE AIRZONE VENTILO-CONVECTEUR INDIVIDUEL



PLAN SCHÉMA D'INSTALLATION

PLAN
2/2

DESSINATEUR : DÉPARTEMENT PROJETS AIRZONE

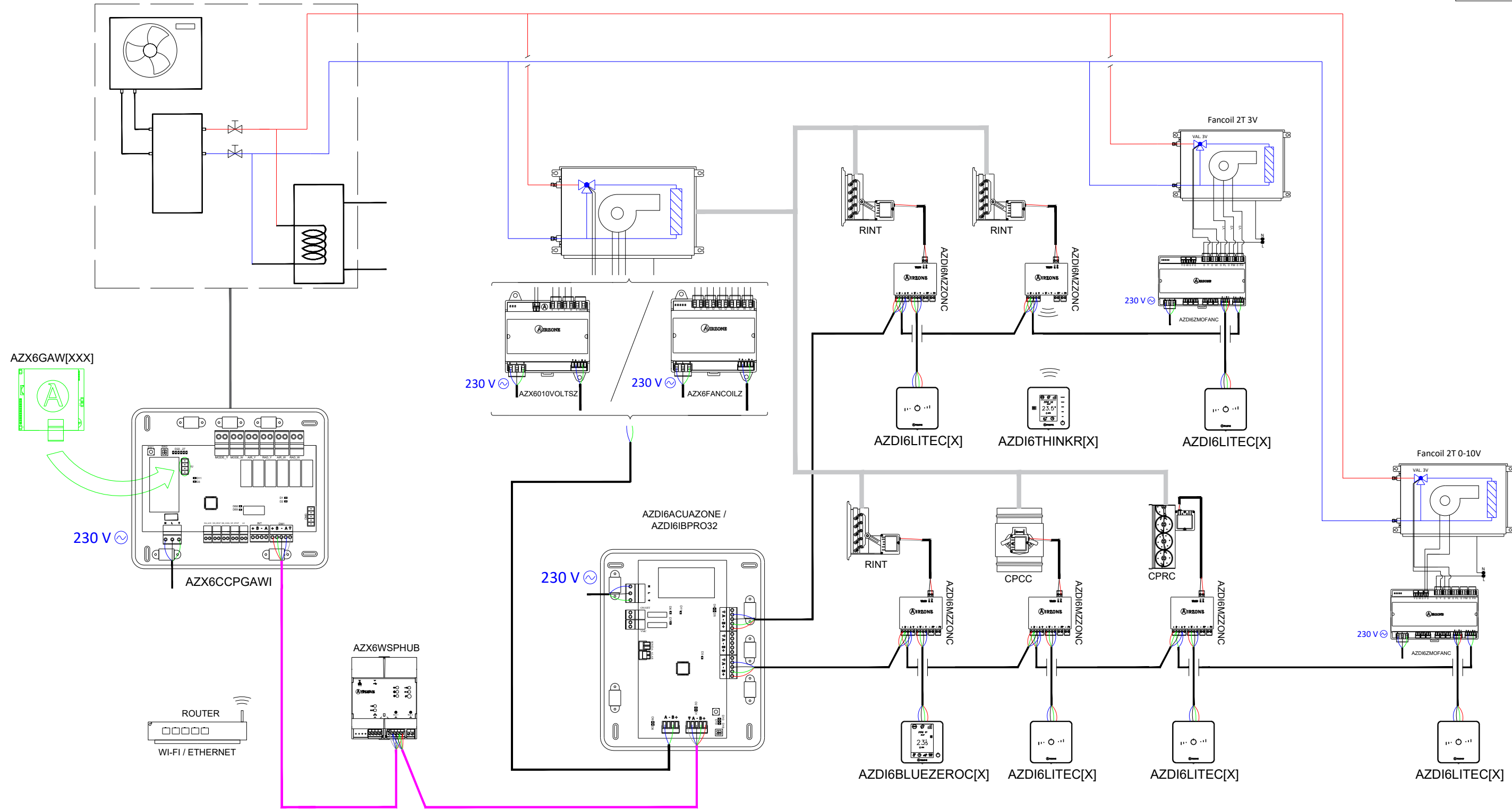
DATE : 2023

TITRE : VENTILO-CONVECTEUR AVEC RÉGULATION MULTIZONE ET VENTILO-CONVECTEURS INDIVIDUELS JUSQU'À 32 ZONES

CONTACT: projets@airzonefrance.fr Téléphone: 01 82 88 51 49 www.airzonecontrol.com

IMPIANTO AD ACQUA CON FANCOIL CANALIZZATO + SINGOLI FANCOIL FINO A 32 ZONE

IT



AZDI6ACUAZONE	SCHEDA CENTRALE AIRZONE ACUAZONE
AZDI6BLUEZEROC[X]	TERMOSTATO [COLORE] AIRZONE BLUEFACE ZERO
AZDI6THINK[R][X]	TERMOSTATO [RADIO] THINK [COLORE] AIRZONE
AZDI6LITE[C/R][X]	TERMOSTATO [CAVO/RADIO] LITE [COLORE] AIRZONE
AZDI6MZZON[C/R]	MODULI DI ZONA AIRZONE MOTORIZZAZIONE [CAVO/RADIO]
AZX6CCPGAWI	CENTRALE DI CONTROLLO DI PRODUZIONE IDRONICA AIRZONE
AZX6WSPHUB	WEBSERVER HUB AIRZONE CLOUD DUAL
AZX6FANCOILZ	INTERFACCIA DI CONTROLLO FANCOIL 3 VELOCITÀ AIRZONE
AZDI6ZMOFANC	MODULO DI ZONA AIRZONE U.I. SINGOLA FANCOIL INDIVIDUALE A CAVO



PIANO SCHEMA D'INSTALLAZIONE

PIANO
2/2

DISEGNATO DA : UFFICIO PROGETTI ALTRA CORPORACIÓN

DATA : 2023

TITOLO : IMPIANTO AD ACQUA CON FANCOIL CANALIZZATO + SINGOLI FANCOIL FINO A 32 ZONE

CONTATTO: progetti@airzoneitalia.it Telefono: 02568 14756 www.airzoneitalia.it