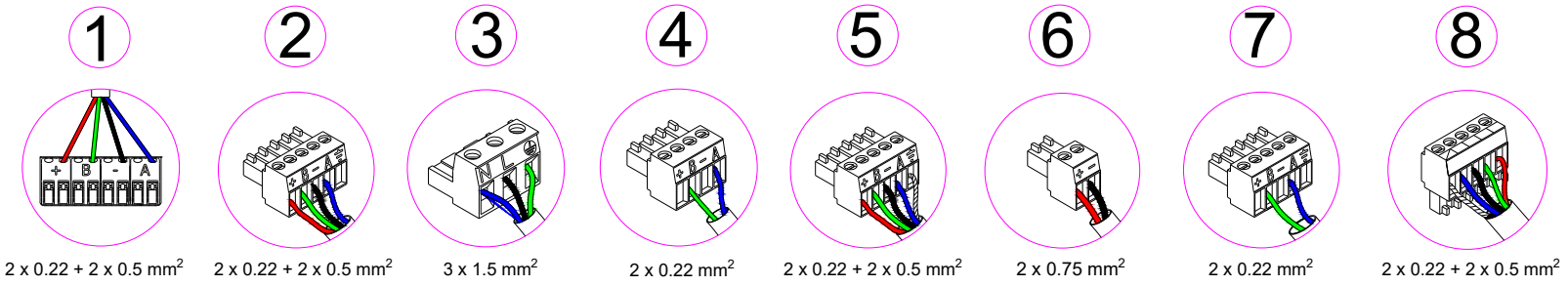


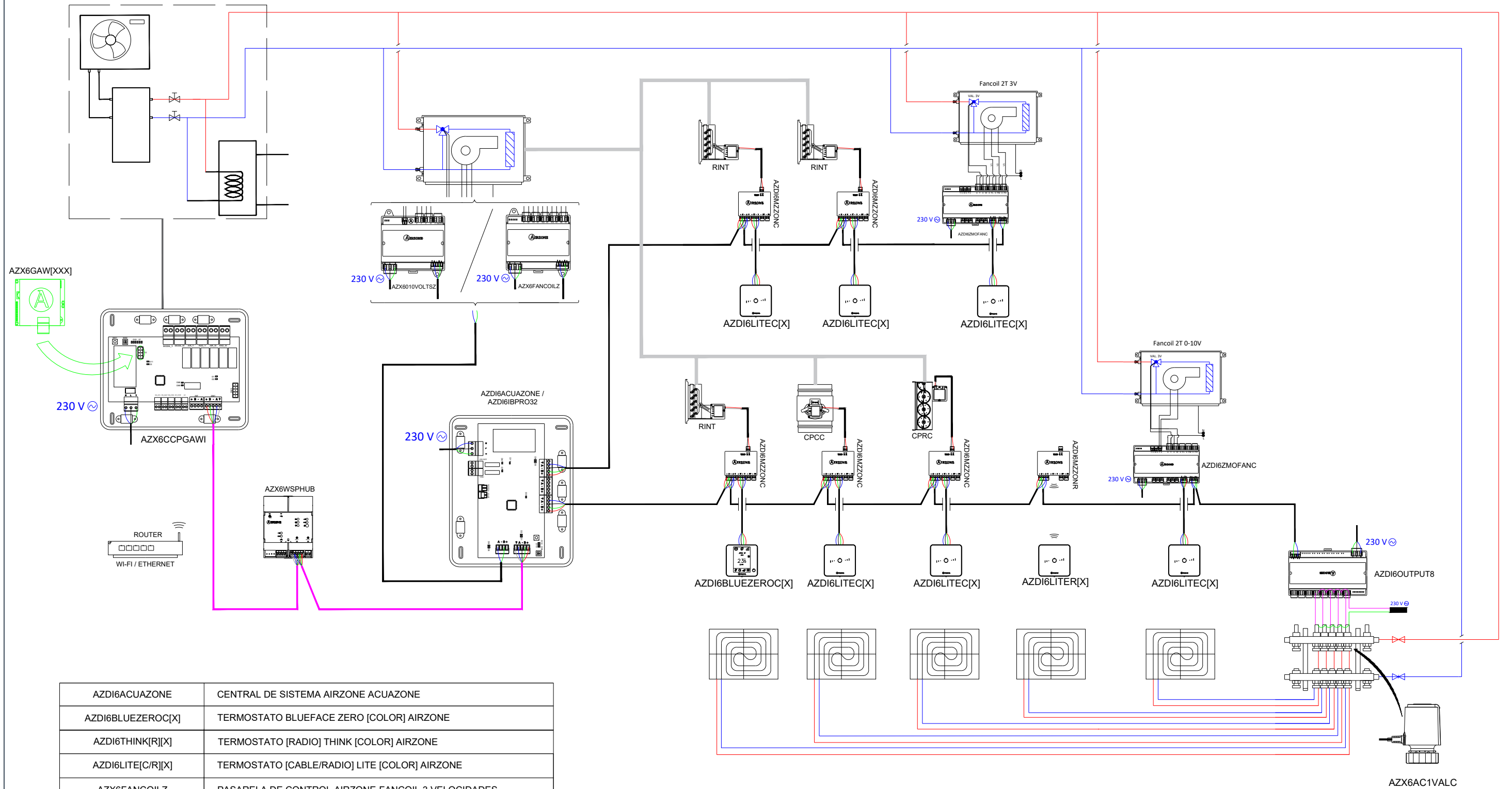
N Neutro | Neutral | Neutro | Neutre | Neutro
 L Fase | Phase | Fase | Phase | Fase
 Tierra | Ground | Terra | Terre | Terra

A Azul | Blue | Azul | Bleu | Blu
 - Negro | Black | Negro | Noir | Nero
 B Verde | Green | Verde | Vert | Verde
 + Rojo | Red | Vermelho | Rouge | Rosso



EQUIPO DE AEROTERMIA CON FANCOIL ZONIFICADO Y FANCOIL INDIVIDUAL CON SUELO RADIANTE HASTA 32 ZONAS

ES



AZDI6ACUAZONE	CENTRAL DE SISTEMA AIRZONE ACUAZONE
AZDI6BLUEZEROC[X]	TERMOSTATO BLUEFACE ZERO [COLOR] AIRZONE
AZDI6THINK[R][X]	TERMOSTATO [RADIO] THINK [COLOR] AIRZONE
AZDI6LITE[C/R][X]	TERMOSTATO [CABLE/RADIO] LITE [COLOR] AIRZONE
AZX6FANCOILZ	PASARELA DE CONTROL AIRZONE-FANCOIL 3 VELOCIDADES
AZDI6MZZON[C/R]	MÓDULO DE ZONA MOTOR [CABLE/RADIO] AIRZONE
AZDI6ZMZFANC	MÓDULO ZONA CABLE AIRZONE UNIDAD FANCOIL INDIVIDUAL
AZX6CCPGAWI	CENTRAL DE CONTROL DE PRODUCCIÓN HIDRÓNICA AIRZONE
AZX6WSPHUB	WEBSERVER HUB AIRZONE CLOUD DUAL
AZDI6OUTPUT8	MÓDULO DE CONTROL DE ELEMENTOS RADIANTES AIRZONE
AZX6AC1VALC	CABEZAL TERMOSTÁTICO CABLEADO AIRZONE VALC



PLANO ESQUEMA DE INSTALACIÓN

PLANO 2/2

REALIZADOR : DEPARTAMENTO DE PROYECTOS ALTRA CORPORACIÓN

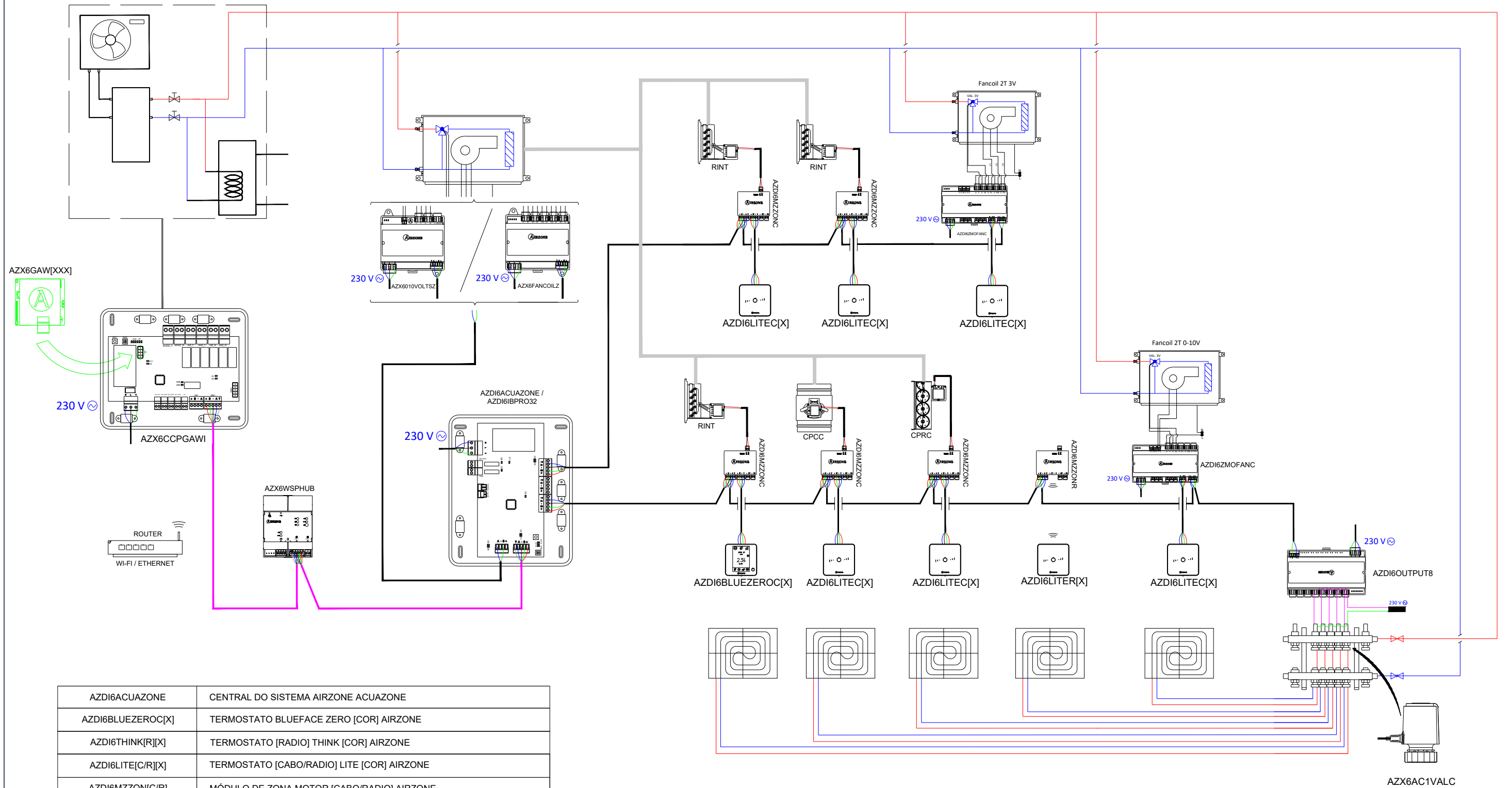
FECHA : 2023

TÍTULO : EQUIPO DE AEROTERMIA CON FANCOIL ZONIFICADO Y FANCOIL INDIVIDUAL CON SUELO RADIANTE HASTA 8 ZONAS

CONTACTO: proyectos@airzonecontrol.com Teléfono: 900 400 445 www.airzonecontrol.com

UNIDADE DE AEROTERMIA COM FANCOIL ZONIFICADO E INDIVIDUAL COM ELEMENTO RADIANTE ATÉ 32 ZONAS

PT



AZD16ACUAZONE	CENTRAL DO SISTEMA AIRZONE ACUAZONE
AZD16BLUEZEROC[X]	TERMOSTATO BLUEFACE ZERO [COR] AIRZONE
AZD16THINK[R][X]	TERMOSTATO [RADIO] THINK [COR] AIRZONE
AZD16LITE[C/R][X]	TERMOSTATO [CABO/RADIO] LITE [COR] AIRZONE
AZD16MZZON[C/R]	MÓDULO DE ZONA MOTOR [CABO/RADIO] AIRZONE
AZX6CCPGAWI	CENTRAL DE CONTROLO DE PRODUÇÃO HIDRÔNICA AIRZONE
AZX6WSPHUB	WEBSERVER HUB AIRZONE CLOUD DUAL
AZD16OUTPUT8	MÓDULO DE CONTROLO DE ELEMENTOS RADIANTES AIRZONE
AZX6AC1VALC	CABEÇA TERMOSTÁTICA POR CABO AIRZONE VALC
AZX6FANCOILZ	GATEWAY DE CONTROLO AIRZONE-FANCOIL 3 VELOCIDADES
AZD16ZMOFANC	MÓDULO ZONA CABO AIRZONE UD. FANCOIL INDIVIDUAL

AIRZONE

PLANO ESQUEMA DE INSTALAÇÃO

PLANO
2/2

AUTOR : DEPARTAMENTO DE PROJETOS ALTRA CORPORACIÓN

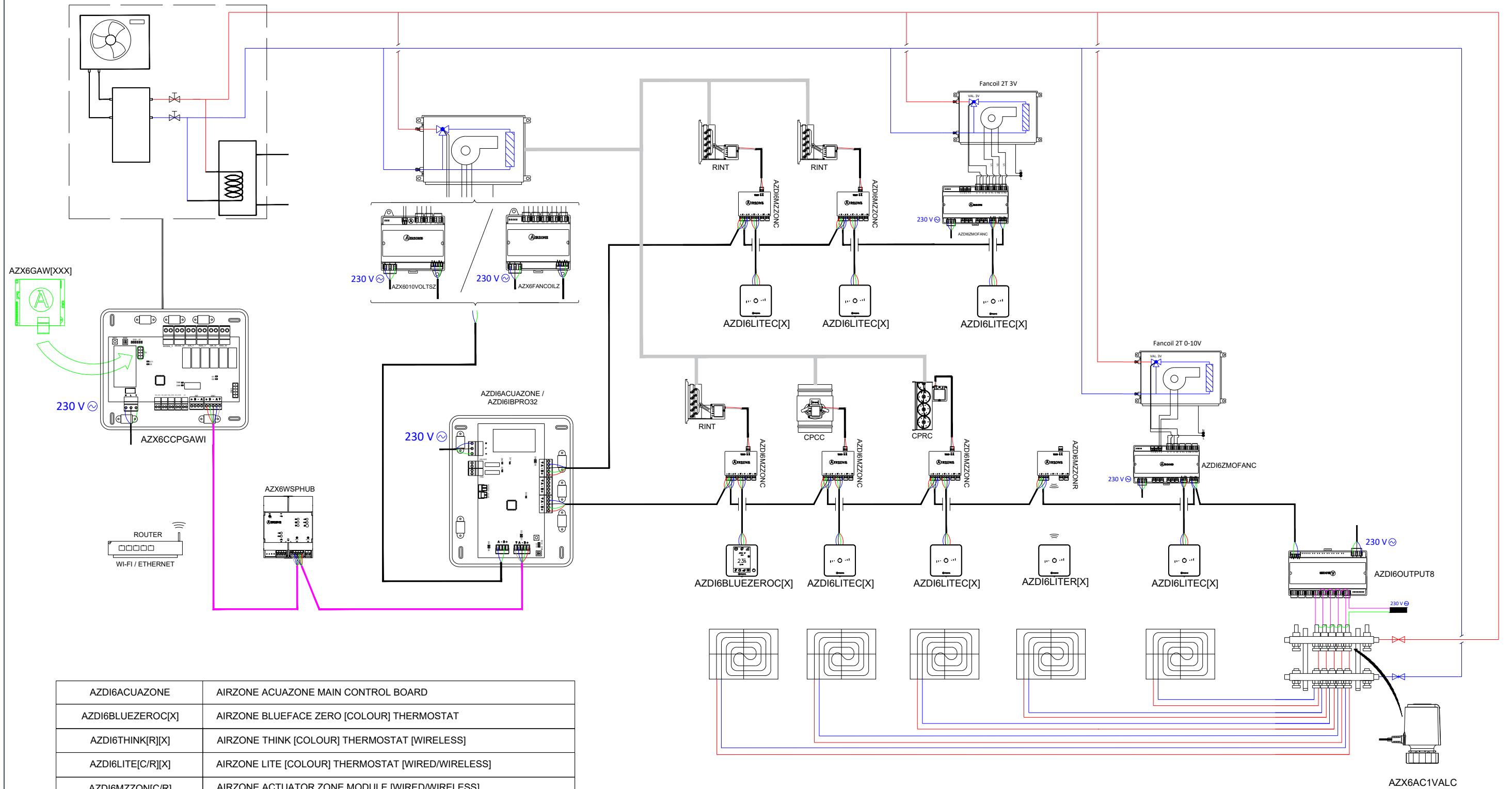
DATA : 2023

TÍTULO : UNIDADE DE AEROTERMIA COM FANCOIL ZONIFICADO E INDIVIDUAL COM ELEMENTO RADIANTE ATÉ 32 ZONAS

CONTATO: info@airzone.pt Telefone: 800 500 858 www.airzone.pt

AIR-WATER HEAT PUMP WITH ZONED AND INDIVIDUAL FAN COIL WITH RADIANT HEATING-UP TO 32 ZONES

EN



AZD16ACUAZONE	AIRZONE ACUAZONE MAIN CONTROL BOARD
AZD16BLUEZEROC[X]	AIRZONE BLUEFACE ZERO [COLOUR] THERMOSTAT
AZD16THINK[R][X]	AIRZONE THINK [COLOUR] THERMOSTAT [WIRELESS]
AZD16LITE[C/R][X]	AIRZONE LITE [COLOUR] THERMOSTAT [WIRED/WIRELESS]
AZD16MZZON[C/R]	AIRZONE ACTUATOR ZONE MODULE [WIRED/WIRELESS]
AZX6CCPGAWI	AIRZONE HYDRONIC PRODUCTION CONTROL BOARD
AZX6WSPHUB	WEBSERVER HUB AIRZONE CLOUD DUAL
AZD16OUTPUT8	AIRZONE CONTROL MODULE OF RADIANT ELEMENTS
AZX6AC1VALC	AIRZONE WIRED THERMOSTATIC VALVE ACTUATOR VALC
AZX6FANCOILZ	AIRZONE CONTROL GATEWAY-3 SPEEDS FAN COIL
AZD16ZMOFANC	AIRZONE FAN COIL INDIVIDUAL UNIT ZONE MODULE WIRED



PLAN WIRING DIAGRAM

PLAN
2/2

DEVELOPER : PROJECT DEPARTMENT AIRZONE

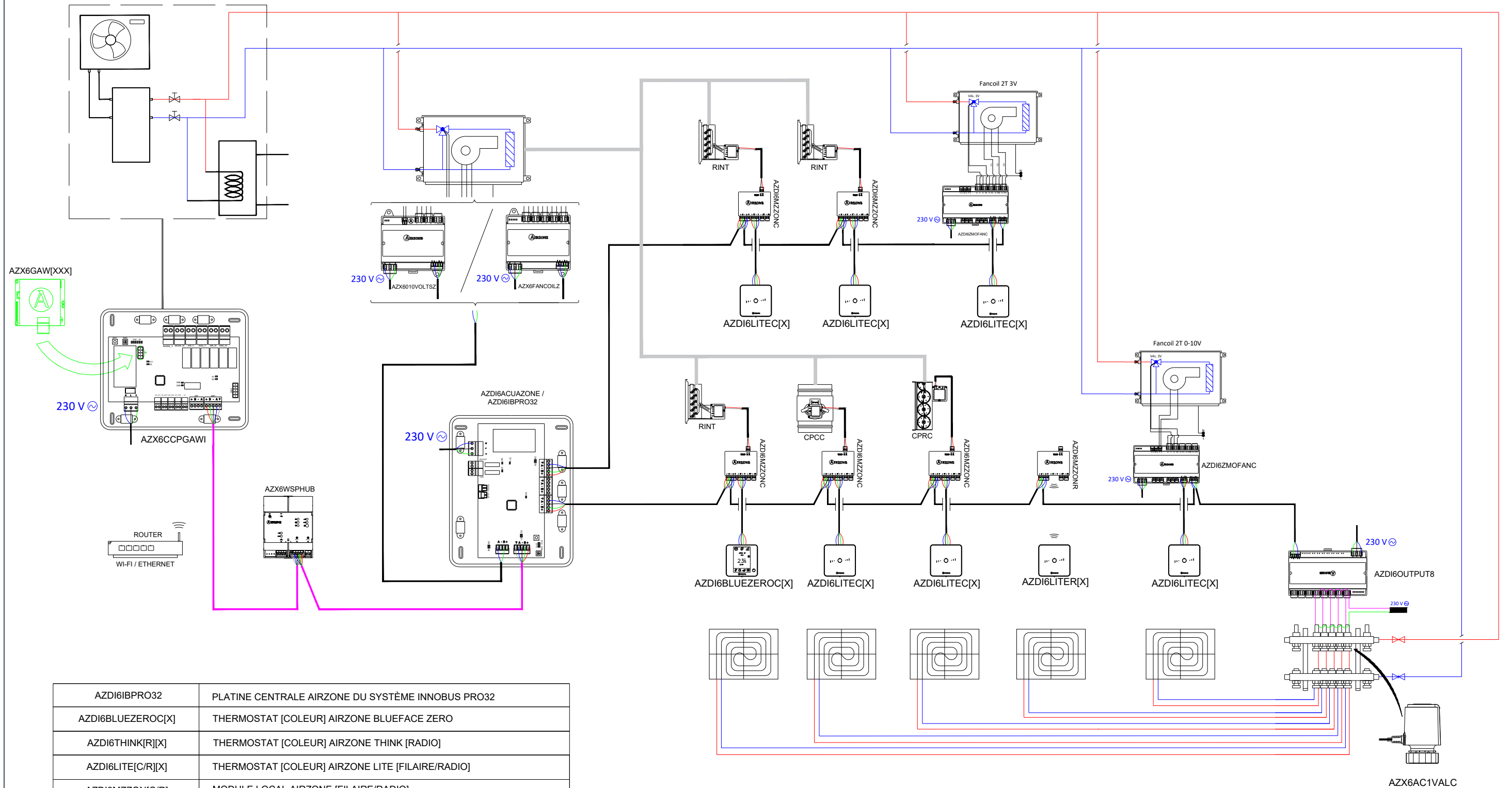
DATE : 2023

FILE : AIR-WATER HEAT PUMP WITH ZONED AND INDIVIDUAL FAN COIL WITH RADIANT HEATING-UP TO 32 ZONES

CONTACT: projects@airzonecontrol.com Teléfono: 900 400 445 www.airzonecontrol.com

VENTILO-CONVECTEUR AVEC RÉGULATION MULTIZONE, VENTILO-CONVECTEURS INDIVIDUELS ET CONTRÔLE D'ÉLÉMENTS RAYONNANTS JUSQU'À 32 ZONES (INNOBUS PRO 32)

FR



AZDI6BPRO32	PLATINE CENTRALE AIRZONE DU SYSTÈME INNOBUS PRO32
AZDI6BLUEZEROC[X]	THERMOSTAT [COLEUR] AIRZONE BLUEFACE ZERO
AZDI6THINK[R][X]	THERMOSTAT [COLEUR] AIRZONE THINK [RADIO]
AZDI6LITE[C/R][X]	THERMOSTAT [COLEUR] AIRZONE LITE [FILAIRE/RADIO]
AZDI6MZZON[C/R]	MODULE LOCAL AIRZONE [FILAIRE/RADIO]
AZX6CCPGAWI	CENTRALE DE CONTRÔLE DE PRODUCTION HYDRAULIQUE AIRZONE
AZX6WSPHUB	WEBSERVER HUB AIRZONE CLOUD DUAL
AZDI6OUTPUT8	MODULE DE CONTRÔLE AIRZONE D'ÉLÉMENTS RAYONNANTS
AZX6AC1VALC	MOTEUR ÉLECTROTHERMIQUE FILAIRE AIRZONE VALC
AZX6FANCOILZ	PASSERELLE DE CONTRÔLE AIRZONE VENTILO-CONVECTEUR 3 VITESSES
AZDI6ZMOFANC	MODULE LOCALE FILAIRE AIRZONE VENTILO-CONVECTEUR INDIVIDUEL

AIRZONE

PLAN SCHEMA D'INSTALLATION

PLAN
2/2

DESSINATEUR : DÉPARTEMENT PROJETS AIRZONE

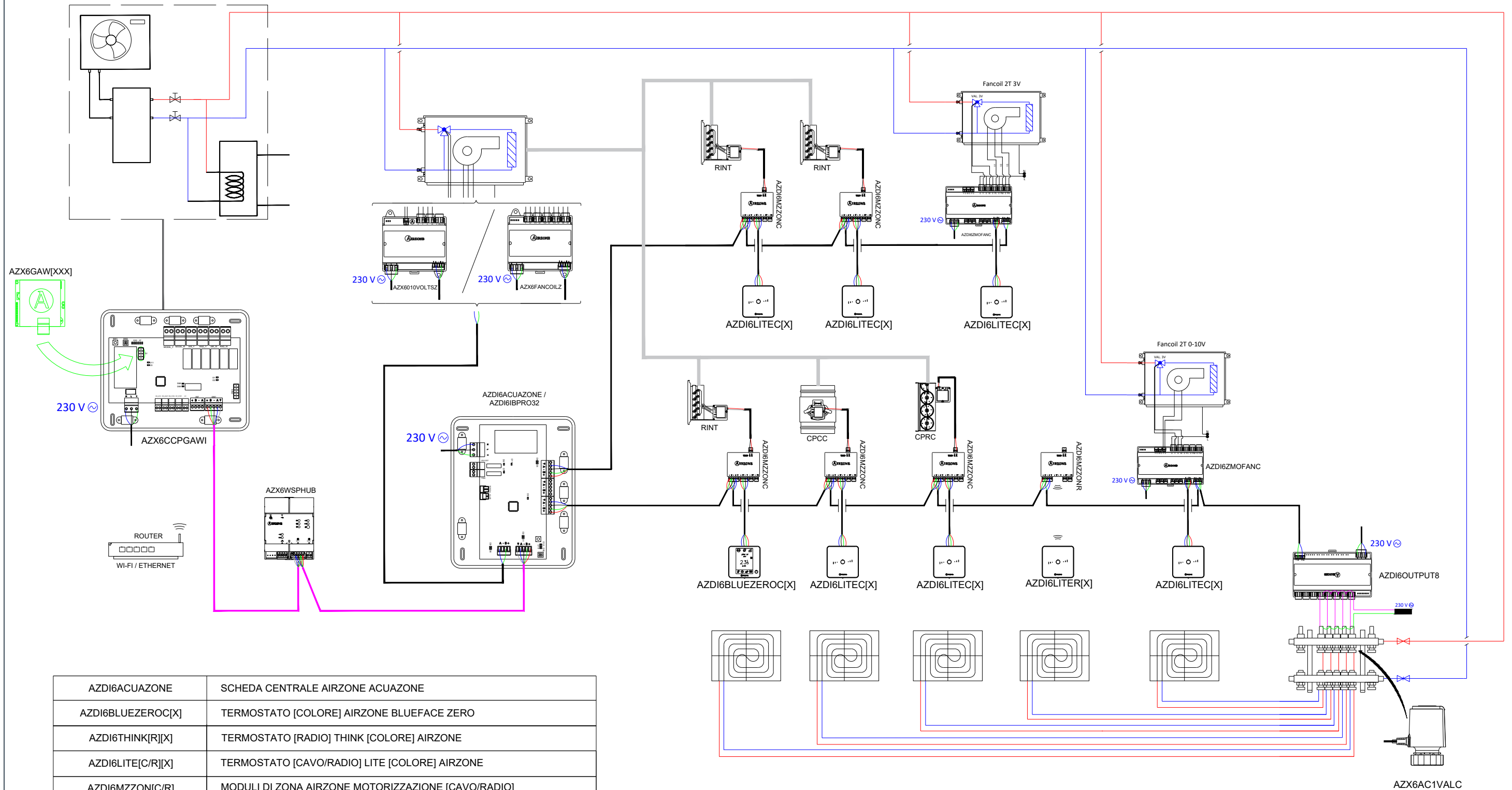
DATE : 2023

TITRE : VENTILO-CONVECTEUR MULTIZONE, VENTILO-CONVECTEURS INDIVIDUELS ET CONTRÔLE D'ÉLÉMENTS RAYONNANTS

CONTACT: projets@airzonefrance.fr Téléphone: 01 82 88 51 49 www.airzonecontrol.com

IMPIANTO AD ACQUA CON FANCOIL CANALIZZATO + SINGOLI FANCOIL COM IMPIANTO RADIANTE FINO A 32 ZONE

IT



AZDI6ACUAZONE	SCHEDA CENTRALE AIRZONE ACUAZONE
AZDI6BLUEZEROC[X]	TERMOSTATO [COLORE] AIRZONE BLUEFACE ZERO
AZDI6THINK[R][X]	TERMOSTATO [RADIO] THINK [COLORE] AIRZONE
AZDI6LITE[C/R][X]	TERMOSTATO [CAVO/RADIO] LITE [COLORE] AIRZONE
AZDI6MZZON[C/R]	MODULI DI ZONA AIRZONE MOTORIZZAZIONE [CAVO/RADIO]
AZX6CCPGAWI	CENTRALE DI CONTROLLO DI PRODUZIONE IDRONICA AIRZONE
AZX6WSPHUB	WEBSERVER HUB AIRZONE CLOUD DUAL
AZDI6OUTPUT8	SCHEDA CONTROLLO RISCALDAMENTO AIRZONE
AZX6AC1VALC	TESTINE ELETTRONICHE CABLATA AIRZONE VALC
AZX6FANCOILZ	INTERFACCIA DI CONTROLLO FANCOIL 3 VELOCITÀ AIRZONE
AZDI6ZMOFANC	MODULO DI ZONA AIRZONE FANCOIL INDIVIDUALE A CAVO



PIANO SCHEMA D'INSTALLAZIONE PIANO 2/2

DISEGNATO DA : UFFICIO PROGETTI ALTRA CORPORACIÓN

DATA : 2023
 TITOLO : IMPIANTO AD ACQUA CON FANCOIL CANALIZZATO + SINGOLI FANCOIL COM IMPIANTO RADIANTE FINO A 32 ZONE
 CONTATTO: progetti@airzoneitalia.it Telefono: 02568 14756 www.airzoneitalia.it