

AZRA6CM1VALC

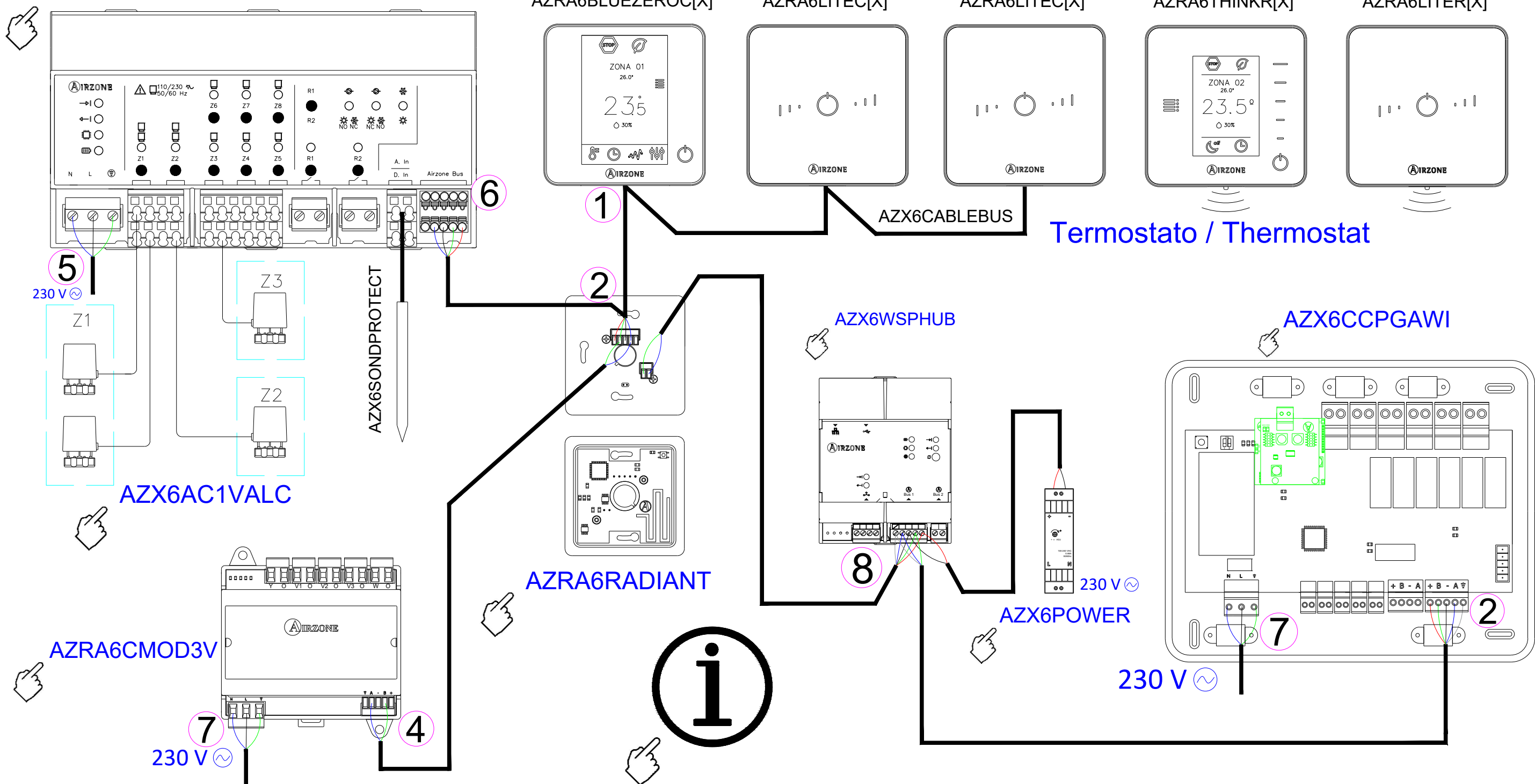
AZRA6BLUEZEROC[X]

AZRA6LITEC[X]


AZRA6LITEC[X]

AZRA6THINKR[X]

AZRA6LITER[X]



Termostato / Thermostat



- A Azul | Blue | Azul | Bleu | Blu
- Negro | Black | Negro | Noir | Nero
- B Verde | Green | Verde | Vert | Verde
- + Rojo | Red | Vermelho | Rouge | Rosso

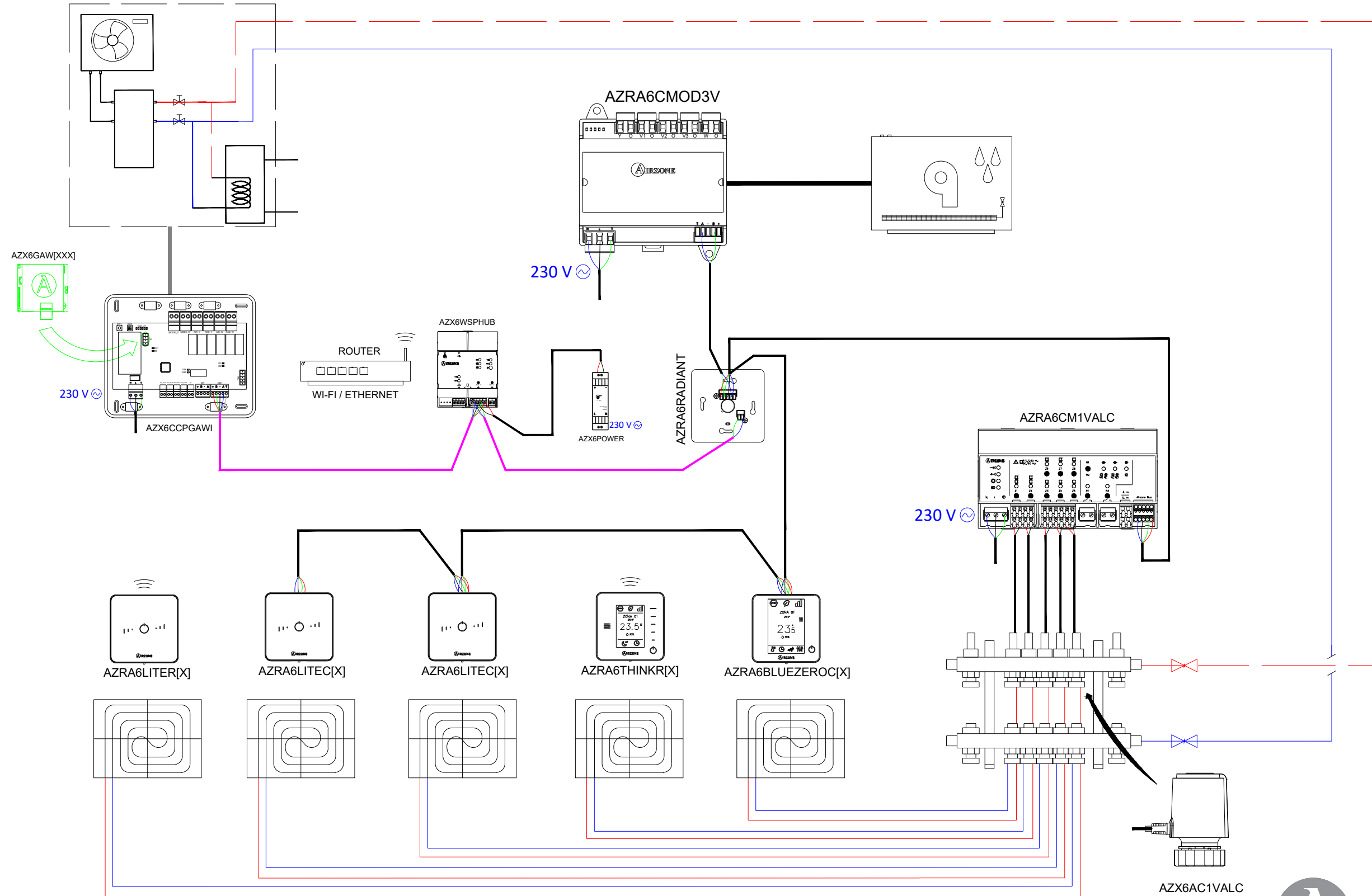
- 1 2 x 0.22 + 2 x 0.5 mm²
- 2 2 x 0.22 + 2 x 0.5 mm²
- 3 2 x 0.22 mm²
- 4 2 x 0.22 mm²
- 5 3 x 1.5 mm²
- 6 2 x 0.22 + 2 x 0.5 mm²
- 7 3 x 1.5 mm²
- 8 2 x 0.22 + 2 x 0.5 mm²

- N Neutro | Neutral | Neutro | Neutre | Neutro
- L Fase | Phase | Fase | Phase | Fase
- Tierra | Ground | Terra | Terre | Terra



EQUIPO HIDRÓNICO CON ELEMENTO RADIANTE HASTA 8 ZONAS CON CONTROL DE PRODUCCIÓN

ES



AZRA6RADIANT	CENTRAL DE SISTEMA AIRZONE RADIANT365
AZRA6BLUEZEROC[X]	TERMOSTATO BLUEFACE ZERO [COLOR] AIRZONE
AZRA6THINK[R][X]	TERMOSTATO [RADIO] THINK [COLOR] AIRZONE
AZRA6LITE[C/R][X]	TERMOSTATO [CABLE/RADIO] LITE [COLOR] AIRZONE
AZRA6CM1VALC	MÓDULO DE CONTROL AIRZONE RADIANT365
AZX6CCPGAWI	CENTRAL DE CONTROL DE PRODUCCIÓN HIDRÓNICA AIRZONE
AZX6AC1VALC	CABEZAL TERMOSTÁTICO CABLE AIRZONE
AZX6GAW[XXX]	PASARELA DE AEROTERMIA AIRZONE
AZRA6MOD3V	MÓDULO DE CONTROL AIRZONE-DESHUMECTADOR 3 VELOCIDADES
AZX6POWER	FUENTE DE ALIMENTACIÓN AIRZONE



PLANO ESQUEMA DE INSTALACIÓN

PLANO 2/2

REALIZADOR : DEPARTAMENTO DE PROYECTOS ALTRA CORPORACIÓN

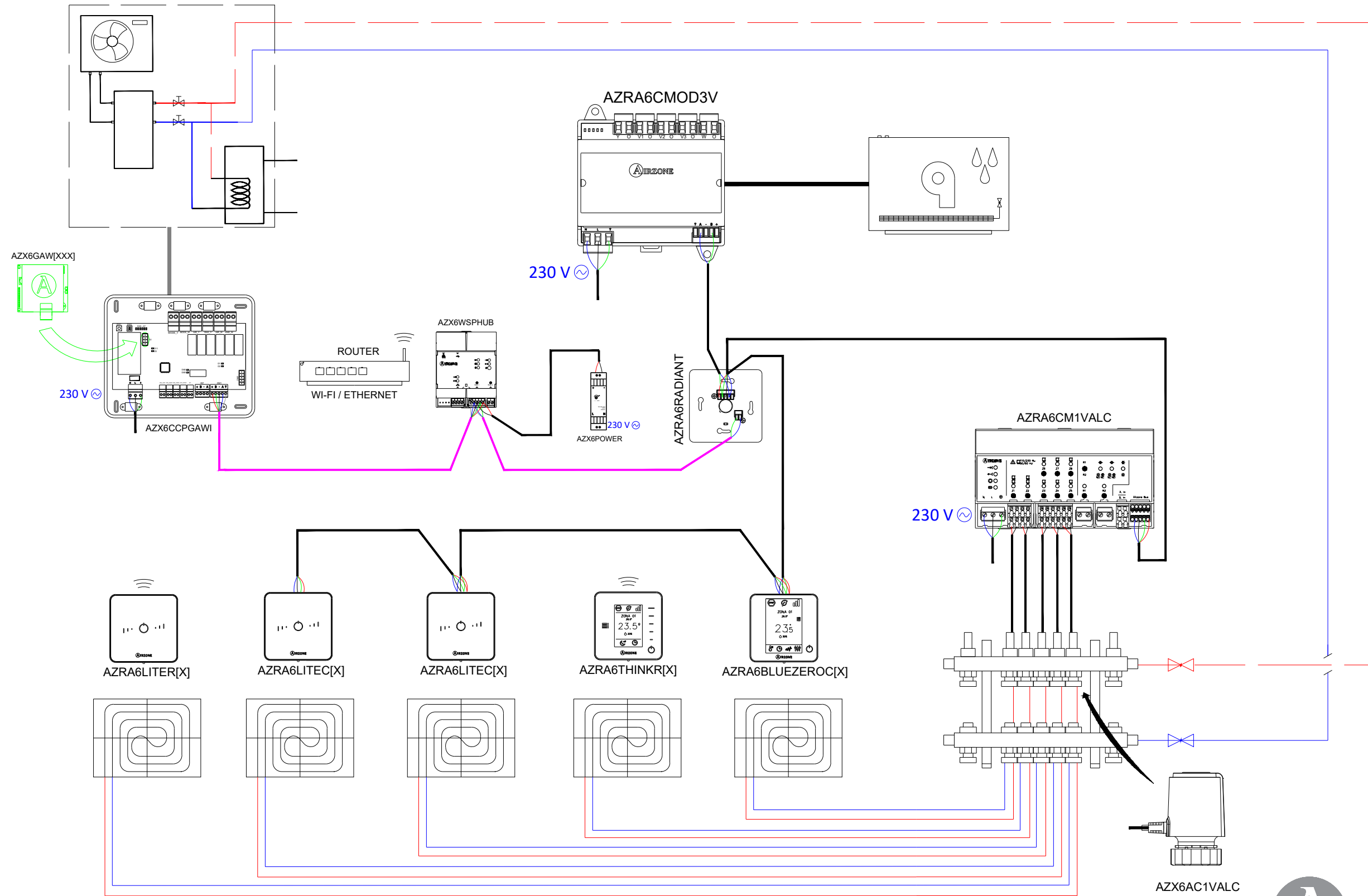
FECHA : 2023

TÍTULO : EQUIPO HIDRÓNICO CON ELEMENTO RADIANTE HASTA 8 ZONAS CON CONTROL DE PRODUCCIÓN

CONTACTO : proyectos@airzonecontrol.com Teléfono: 900 400 445 www.airzonecontrol.com

UNIDADE HIDRÔNICA COM ELEMENTO RADIANTE ATÉ 8 ZONAS COM CONTROLO DE PRODUÇÃO

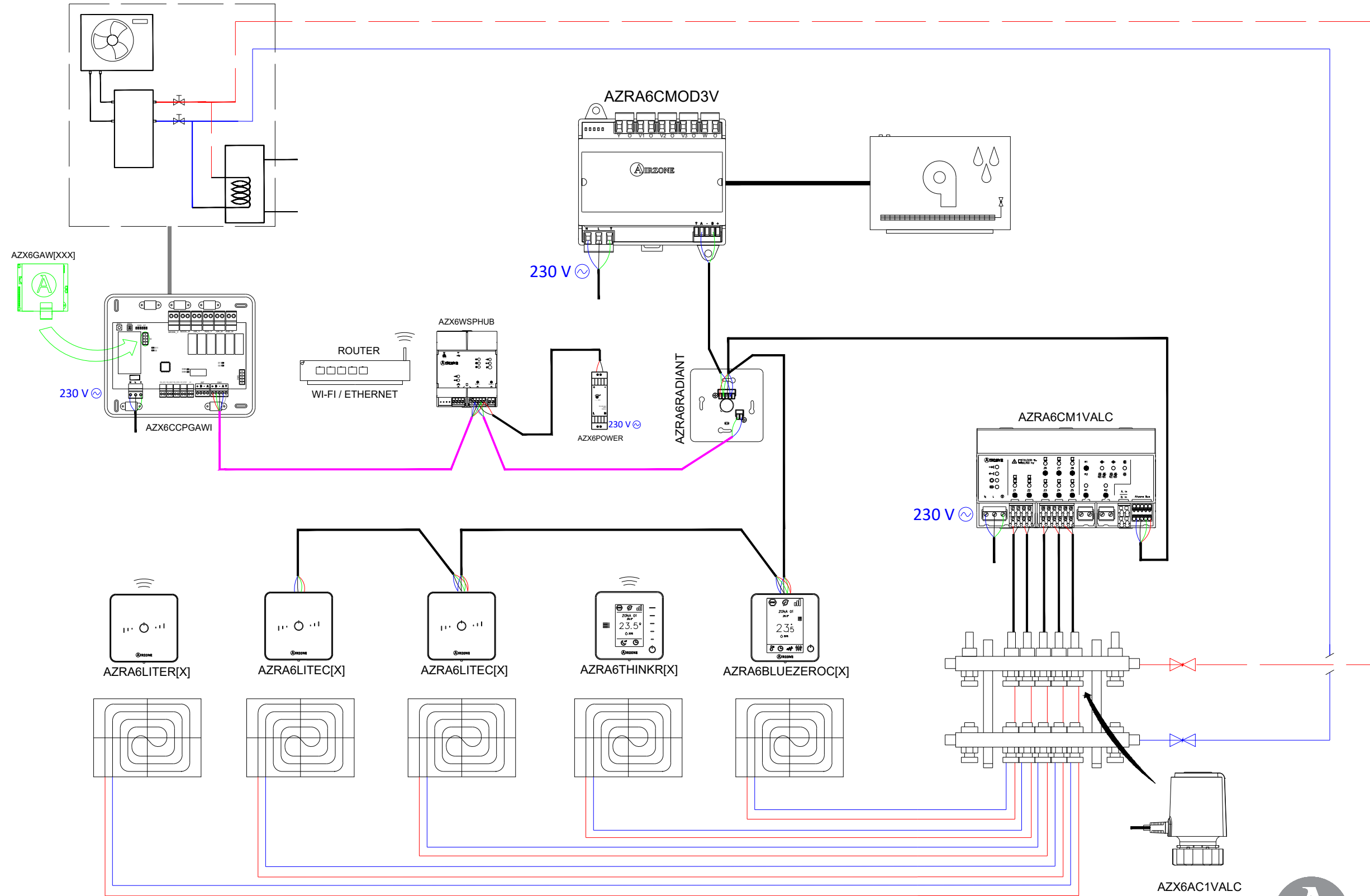
PT



AZRA6RADIANT	CENTRAL DO SISTEMA AIRZONE RADIANT365
AZRA6BLUEZEROC[X]	TERMOSTATO BLUEFACE ZERO [COR] AIRZONE
AZRA6THINK[R][X]	TERMOSTATO [RADIO] THINK [COR] AIRZONE
AZRA6LITE[C/R][X]	TERMOSTATO [CABO/RADIO] LITE [COR] AIRZONE
AZRA6CM1VALC	MÓDULO DE CONTROLO AIRZONE RADIANT365
AZX6CCPGAWI	CENTRAL DE CONTROLO DE PRODUÇÃO DE AEROTERMIA AIRZONE
AZX6AC1VALC	CABEÇA TERMOSTÁTICA POR CABO AIRZONE
AZX6GAW[XXX]	GATEWAY DE AEROTERMIA AIRZONE
AZRA6CMOD3V	MÓDULO DE CONTROLO AIRZONE-DESUMIDIFICADOR 3 VELOCIDADES
AZX6POWER	FONTE DE ALIMENTAÇÃO AIRZONE



HYDRONIC PRODUCTION WITH RADIANT FLOOR. HEATING/COOLING MODE UP TO 8 ZONES WITH PRODUCTION CONTROL BY GATEWAY



AZRA6RADIANT	AIRZONE RADIANT365 MAIN CONTROL BOARD
AZRA6BLUEZEROC[X]	AIRZONE BLUEFACE ZERO [COLOUR] THERMOSTAT
AZRA6THINK[R][X]	AIRZONE THINK [WIRELESS] [COLOR] THERMOSTAT
AZRA6LITE[C/R][X]	AIRZONE LITE [WIRED/WIRELESS] [COLOR] THERMOSTAT
AZRA6CM1VALC	AIRZONE CONTROL MODULE RADIANT365
AZX6CCPGAWI	AIRZONE HYDRONIC PRODUCTION CONTROL BOARD
AZX6AC1VALC	AIRZONE WIRED THERMOSTATIC VALVE ACTUATOR
AZX6GAW[XXX]	AIRZONE AIR TO WATER HP GATEWAY
AZRA6CMOD3V	AIRZONE 3 SPEEDS DESHUMIDIFIER CONTROL MODULE
AZX6POWER	AIRZONE POWER SUPPLY



PLAN WIRING DIAGRAM

PLAN 2/2

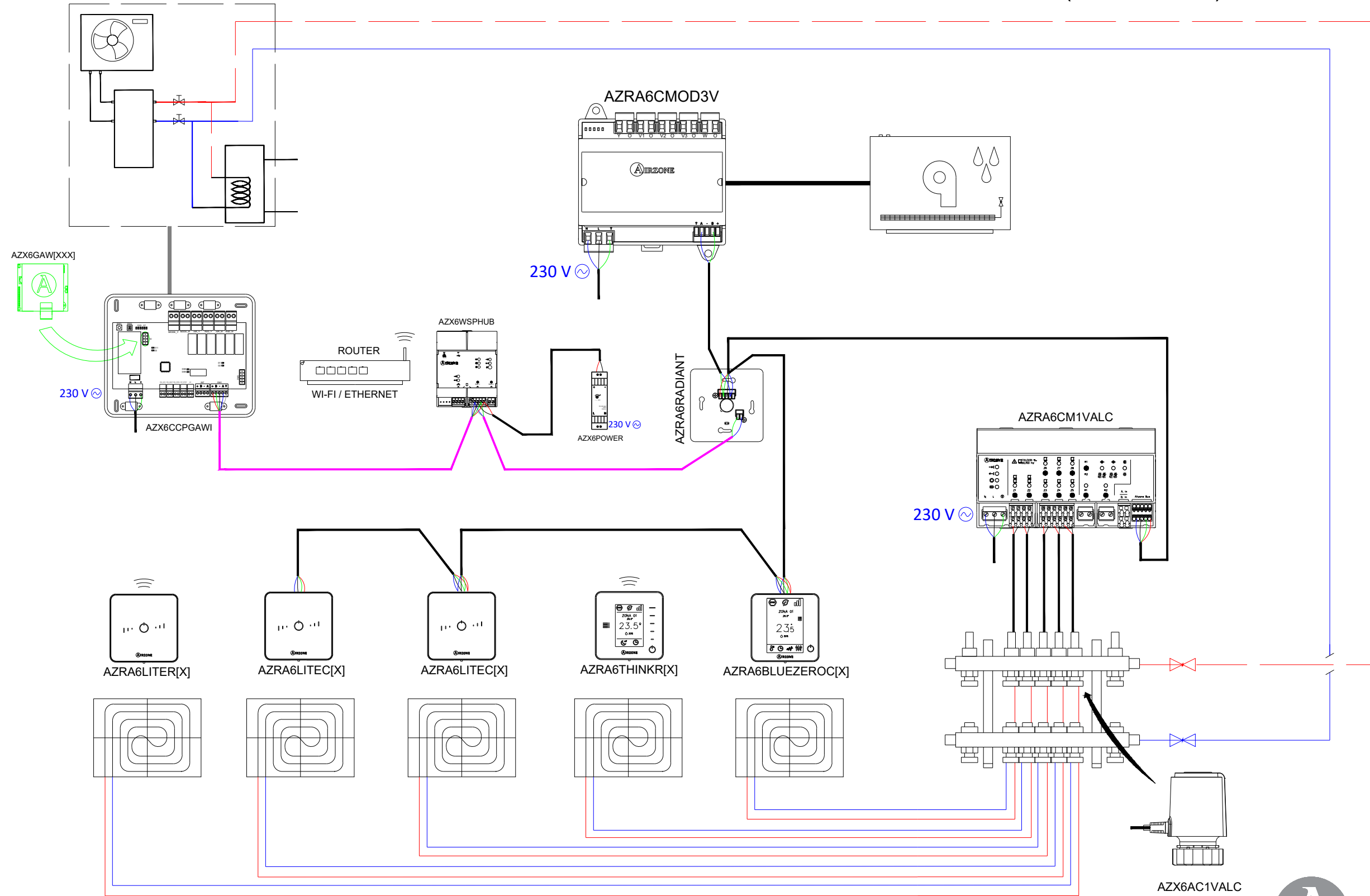
DEVELOPER : PROJECT DEPARTMENT AIRZONE

DATE : 2023

FILE : HYDRONIC PRODUCTION WITH RADIANT FLOOR. HEATING/COOLING MODE UP TO 8 ZONES WITH PRODUCTION CONTROL BY GATEWAY

CONTACT: projects@airzonecontrol.com Phone: 900 400 445 www.airzonecontrol.com

CONTRÔLE D'ÉLÉMENTS RAYONNANTS (CHAUD-FROID) JUSQU'A 8 ZONES ET CONTRÔLE DE LA PRODUCTION AVEC PASSERELLE DE COMMUNICATION (RADIANT365)



AZRA6RADIANT	PLATINE CENTRALE AIRZONE RADIANT365
AZRA6BLUEZEROC[X]	THERMOSTAT BLUEFACE ZERO FILAIRE [COULEUR] AIRZONE
AZRA6THINK[R][X]	THERMOSTAT THINK [RADIO] [COULEUR] AIRZONE
AZRA6LITE[C][R][X]	THERMOSTAT LITE [FILAIRE/RADIO] [COULEUR] AIRZONE
AZRA6CM1VALC	MODULE DE CONTRÔLE RADIANT AIRZONE D'ÉLECTROVANNES FILAIRES
AZX6CCPGAWI	CENTRAL DE CONTROL DE PRODUCCIÓN HYDRAULIQUE AIRZONE
AZX6AC1VALC	MOTEUR ÉLECTROTHERMIQUE FILAIRE AIRZONE VALC
AZX6GAW[XXX]	PASSERELLE PAC AIR-EAU AIRZONE
AZRA6MOD3V	MODULE DE CONTRÔLE AIRZONE-DESHUMIDIFICATEUR 3 VITISSES
AZX6POWER	SOURCE D'ALIMENTATION AIRZONE



PLAN SCHEMA D'INSTALLATION

PLAN 2/2

DESSINATEUR : DÉPARTEMENT PROJETS AIRZONE

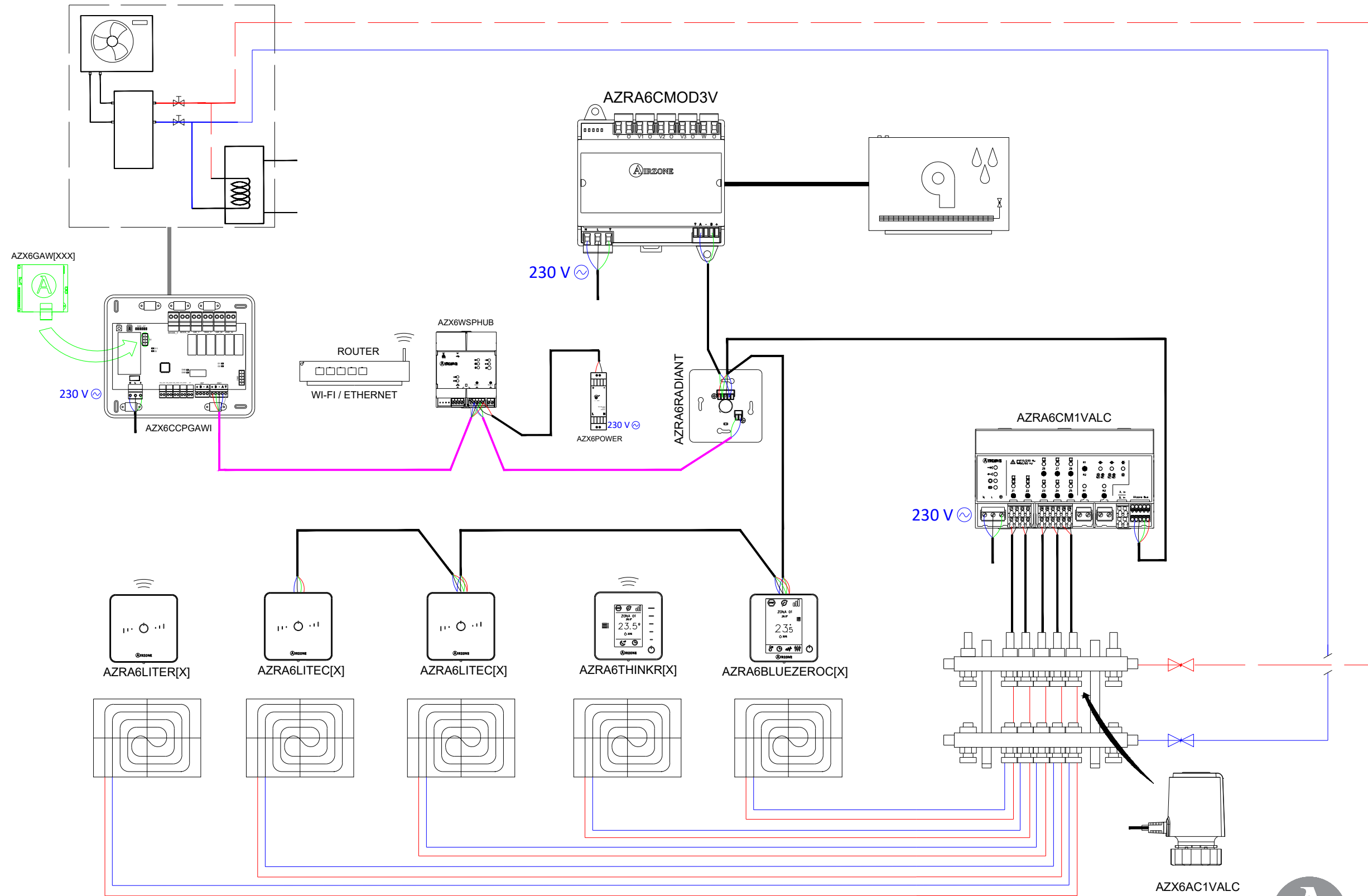
DATE : 2023

TITRE : CONTRÔLE D'ÉLÉMENTS RAYONNANTS (CHAUD-FROID) JUSQU'A 8 ZONES AVEC CCP

CONTACT: Mail: projets@airzonefrance.fr Téléphone: 01 82 88 51 19 Page web: www.airzonecontrol.com

IMPIANTO AD ACQUA CON PAVIMENTO RADIANTE FINO A 8 ZONE CON CONTROLLO DELLA PRODUZIONE

IT



AZRA6RADIANT	SCHEDA CENTRALE AIRZONE RADIANT365
AZRA6BLUEZEROC[X]	TERMOSTATO BLUEFACE ZERO [COLORE] AIRZONE
AZRA6THINK[R][X]	TERMOSTATO THINK [RADIO] [COLORE] AIRZONE
AZRA6LITE[C/R][X]	TERMOSTATO LITE [CAVO/RADIO] [COLORE] AIRZONE
AZRA6CM1VALC	SCHEDA DI CONTROLLO AIRZONE RADIANT365 PER VALVOLE CABLEATE
AZX6CCPGAWI	CENTRAL DE CONTROL DE PRODUCCIÓN IDRÓNICA AIRZONE
AZX6AC1VALC	TESTINE ELETTROTÈRMICHE CABLATA AIRZONE
AZX6GAW[XXX]	INTERFACCIA IDRÓNICA AIRZONE
AZRA6MOD3V	SCHEDA CONTROLLO DEUMIDIFICAZIONE A 3 VELOCITÀ
AZX6POWER	TRANSFORMATORE DI ALIMENTAZIONE



PIANO SCHEMA D'INSTALLAZIONE

PIANO
2/2

DISEGNATO DA : UFFICIO PROGETTI ALTRA CORPORACIÓN

DATA : 2023

TITOLO : IMPIANTO AD ACQUA CON PAVIMENTO RADIANTE FINO A 8 ZONE CON CONTROLLO DELLA PRODUZIONE

CONTATTO: progetti@airzoneitalia.it Telefono: 02568 14756 www.airzoneitalia.it